



LED/Dimmer Compatibility Guide



Leviton is proud to be a leader in the electrical industry by using the latest technology to develop products that enhance daily living and help save energy. Sharing our knowledge and experience with you is an important part of our brand promise to put our customers at the center of everything we do.

This guide was developed to help you understand how to best pair today's LED bulbs with Leviton dimmers by using our new **LED Compatibility Selector Tool**. This tool is a simple and effective way to help you choose the best dimmer and bulb combination to meet your lighting needs.

LED vs Incandescent Bulbs

Incandescent bulbs are rapidly being phased out in favor of longer-lasting, more energy efficient LED bulbs. Because their circuitry is more complex, not all LED bulbs will dim smoothly, and some may present other inconsistencies such as flickering, slow start-up, limited dimming range or inconsistent illumination.



Compatibility is Key

In order to achieve the best performance, it is important to ensure that the LED bulb and dimmer you select are compatible when used together. Existing dimmers in older homes are likely "Incandescent only" dimmers - installed before LED bulbs became mainstream. Incandescent dimmers are not rated for use with LED bulbs. Leviton recommends only using LED bulbs with dimmers that are rated to control an LED load.



Testing for Compatibility

Leviton is dedicated to providing our customers with the best experience when using Leviton dimmers. We work closely with LED bulb manufacturers and have a dedicated team in our in-house lab that conducts ongoing testing of the latest and most common LED bulbs/fixtures with our LED dimmers to determine the best combinations.

This test program is designed to meet or exceed the latest testing criteria for evaluating performance of LED bulbs with Leviton dimmers. We measure a number of factors including dimming range and irregular functionality such as flickering or shimmering, slow start up, noise (humming/buzzing) levels and inconsistent illumination.

The testing is ongoing, and results are updated regularly in our user-friendly LED Compatibility Selector Tool available at leviton.com/LED

If you are a bulb manufacturer or builder and have a bulb you would like us to test, please complete the form located on the LED Compatibility Selector Tool webpage.

LED Compatibility Selector Tool

This online tool is designed for our customers to search for and pair an LED bulb with a compatible Leviton dimmer for a seamless dimming experience.

How Does it Work?

Start by selecting what you are looking for: A bulb or a dimmer?

A Bulb – I have a Leviton dimmer and I am looking for an LED bulb that is compatible.

A Dimmer – I have an LED bulb and I am looking for a Leviton dimmer that is compatible.

Once you have made your selection, continue to narrow down the results by using the filters on the left menu until you find what you are looking for.

Understanding the Rating System

Our ratings will help you determine which bulbs/fixtures have been tested and approved as compatible with Leviton LED dimmers.

Show Best Results

All results listed within this tool are compatible with your Leviton dimmer or LED bulbs. To display only those results that have exceptional performance and compatibility beyond our criteria, select the “BEST Dimming Performance” filter.

Incandescent Equivalent Wattage

This number is used to compare the brightness (light output) of LED bulbs to incandescent bulbs. Reference this number when replacing an incandescent bulb with an LED bulb so you can enjoy similar light output.

Color Temperature

Unlike incandescent bulbs, LED bulbs have a wider range of what is known as “color temperature”, which is measured in Kelvin units. It is the number of Kelvin units that make some LEDs appear stark white and others radiate a warmer hue similar to incandescent bulbs.

Kelvin Color Temperature	2700K	3000K	3500K	4100K	5000K
Ambiance	Cozy Personal	Relaxing	Friendly	Clean	Institution
Applications	Living/Family Dining Rooms Bedrooms	Living/Family Dining Rooms Bedrooms	Kitchen Bathrooms	Garage Basement	Commercial Industrial

Helpful Tips

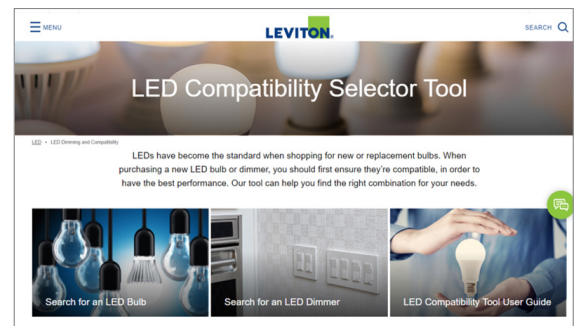
Limited or No Results are Shown

If a rating on a particular bulb or dimmer combination is not coming up, it could indicate inconsistent test results or results that are not available at this time. Leviton is regularly updating the LED Compatibility Selector Tool as new LED bulb test results are published.

If you are a bulb manufacturer or builder and have a bulb you would like us to test, please complete the form located on the LED Compatibility Selector Tool webpage.

Leviton Dimmer Adjustments

Some bulbs have wider dimming ranges than others. In order to take advantage of the full dimming range of the bulb, you may need to adjust and set the minimum light level on the dimmer using the selector/programming switch or by using the App for Decora Digital™/Decora Smart™ products. The minimum light level should be set at the point where performance issues are resolved. Once set, the lights cannot be dimmed below that level and therefore are programmed to turn on without delay in all future uses.



Selector/Programming of Device

Most Leviton LED dimmers feature an easy to use selector switch for choosing bulb applications. It is pre-configured to the LED/Incandescent mode which is optimized for a wide range of LED applications. The second mode provides a “kick start” feature for harder to start bulbs. This feature maximizes the useable dimming range for many bulbs by allowing the user to turn on the light at the lowest possible position.

The selector switch also has an optional programming mode. The programming mode option is used to change the factory settings for minimum light level. For example, the dimmer settings can be changed to eliminate any noticeable flicker or users can re-calibrate the pre-set to ensure the bulb starts at the lowest light level.

Please refer to and follow all installation instructions for the particular Leviton dimmer model you have to identify the location of the selector/programming switch.




Selector/Programming Switch on Leviton LED Dimmers

Selector/Programming via App Decora Digital™/Decora Smart™*



**IllumaTech®
IPL06**



**SureSlide®
6674**



**Decora® Rocker Slide
DSL06 & DSM10**



**Toggle Slide
TSL06 & TSM10**



Not Sure Which Dimmer You Need?

Our Dimmer Buying Guide has useful information to help you choose the best dimmer for your application.

***Note:** The Leviton Decora Smart™ and Decora Digital™ with Bluetooth® technology dimmers can be adjusted using their coordinating app.

Visit our Website at: www.leviton.com/led

© 2018 Leviton Manufacturing Co., Inc. All rights reserved.

All trademarks within are the property of their respective owners.



App Store, Google Play and the Bluetooth word marks and logos are the registered trademarks of Apple Inc., Google Inc. and Bluetooth SIG, Inc., respectively, and any use of such marks by Leviton is under license. All other third party trademarks are the property of their respective owners.