

Residential Builder Solutions

Line Card



Residents look to builders to outfit their homes with all of today's most desirable features, including the latest electrical devices for safety, energy savings, connectivity, smart functionality and convenience.

Delivering Whole Home



Basic Home



Switch



LED Dimmer



Countdown Timer



Outlet



GFCI



AFCI



Humidity Sensor & Fan Controls



USB Charger




Load Center and Standard Breaker



Make it Smart Breaker and Hub

Leviton Solutions...



Connected Home



Voice Dimmer with Amazon Alexa™ Built-in



Smart Switch



Smart Dimmer



Smart 4-Speed Fan Control



Scene Controller Switch



Smart Motion Sensor



Smart Outlet



Smart GFCI Outlet






Electric Vehicle Charging Station

Power Home






Structured Media Center




Traditional Devices

PRODUCT	DESCRIPTION	CATALOG NUMBER
	15A Single-Pole Switch	1451-2X
	15A 3-Way Switch	1453-2X
	LED Illuminated Single-Pole Switch	L1461-2X
	LED Illuminated 3-Way Switch	L1463-2X
	15A Duplex Receptacle	5320-X
	15A Tamper-Resistant Receptacle	T5320-X
	15A Weather and Tamper-Resistant Receptacle	W5320-T0X

decora® Devices





PRODUCT	DESCRIPTION	CATALOG NUMBER
	15A Single-Pole Decora Switch	5601-2X
	15A 3-Way Decora Switch	5603-2X
	15A 4-Way Decora Switch	5604-2X
	15A Single-Pole Decora Weather-Resistant Switch - no outdoor cover required	W5601-2X
	15A 3-Way Decora Weather-Resistant Switch - no outdoor cover required	W5603-2X
	15A Decora Duplex Receptacle	5325-X
	15A Decora Tamper-Resistant Duplex Receptacle	T5325-X
	15A Decora Weather-Resistant and Tamper-Resistant Receptacle	W5325-T0W

decora edge™ Devices (White Only)

PRODUCT	DESCRIPTION	CATALOG NUMBER
	15A Decora Edge Single-Pole Switch	E5601-W
	15A Decora Edge 3-Way Switch	E5603-W
	15A Decora Edge Tamper-Resistant Receptacle	E5325-W

Decora Edge devices pair seamlessly with Midway plates, and with Standard sized plates when breakaway tab is removed.

decora® Combination Devices

PRODUCT	DESCRIPTION	CATALOG NUMBER
	Decora Single-Pole Switch/Tamper-Resistant Receptacle	T5625-X
	Decora Single-Pole Switch/Receptacle	5625-X
	3-Way Decora Switch/Receptacle	5645-X
	Decora Two Single-Pole Switches	5634-X
	3-Way Decora Switch/Single-Pole Switch	5641-X
	Decora Dual Rocker Switches	1754-X
	Decora Three Rocker Switches	1755-X
	Single-Pole Decora Switch/Tamper-Resistant GFCI Receptacle	GFSW1-X

Color selection varies by product. Options may include:



White (-W)



Ivory (-I)



Light Almond (-T)



Gray (-G/-GY)







Black (-E)



Brown (-B)








decora® Guide Lights

PRODUCT	DESCRIPTION	CATALOG NUMBER
	15A Single-Pole Decora LED Illuminated Switch	L5611-2
	15A 3-Way Decora LED Illuminated Switch	L5613-2
	15A 4-Way Decora LED Illuminated Switch	L5614-2
	Decora LED Full Guide Light, 120VAC	6527-X
	Combination Decora Tamper-Resistant Receptacle with LED Guide Light	T6525-X
	Decora Single-Pole Switch/LED Guide Light	6526-X
	15A Decora GFCI with Guide Light	GFNL1-X
	20A Decora GFCI with Guide Light	GFNL2-X





Color selection varies by product. Options may include:





AFCI, GFCI and Dual Function

PRODUCT	DESCRIPTION	CATALOG NUMBER
	15A GFCI	GFTR1-X
	20A GFCI	GFTR2-X
	15A GFCI/USB Receptacle	GUSB1-X
	20A GFCI/USB Receptacle	GUSB2-X
	15A Wi-Fi® Certified Smart GFCI	D2GF1
	20A Wi-Fi® Certified Smart GFCI	D2GF2
	15A Weather-Resistant GFCI	GFWR1-X
	20A Weather-Resistant GFCI	GFWR2-X
	15A GFCI with Audible Trip Alert	GFTA1-X
	20A GFCI with Audible Trip Alert	GFTA2-X
	20A Blank Face GFCI	GFRBF-X
	15A AFCI	AFTR1-X
	20A AFCI	AFTR2-X







AFCI, GFCI and Dual Function

PRODUCT	DESCRIPTION	CATALOG NUMBER
	15A AFCI/Switch	AFSW1-X
	20A Blank Face AFCI	AFRBF-X
	15A Dual Function AFCI/GFCI	AGTR1-X
	20A Dual Function AFCI/GFCI	AGTR2-X
	20A Dual Function Blank Face AFCI/GFCI	AGRBF

USB Receptacles

PRODUCT	DESCRIPTION	CATALOG NUMBER
	15A 60W Dual Type-C with Power Delivery	T5636-X
	20A 60W Dual Type-C with Power Delivery	T5836-X
	15A 30W Dual Type-C with Power Delivery	T5635-X
	20A 30W Dual Type-C with Power Delivery	T5835-X
	15A Dual Type A/C	T5633-X
	20A Dual Type A/C	T5833-X

USB Receptacles

PRODUCT	DESCRIPTION	CATALOG NUMBER
	15A 60W Type A and Type-C with Power Delivery	T5634-X
	20A 60W Type A and Type-C with Power Delivery	T5834-X
	15A Dual Type-C	T5637-X
	20A Dual Type-C	T5837-X
	15A Dual Type A	T5632-X
	20A Dual Type A	T5832-X
	15A GFCI/USB Type A/C	GUAC1-X
	20A GFCI/USB Type A/C	GUAC2-X
	15A GFCI/USB Type A/A	GUSB1-X
	20A GFCI/USB Type A/A	GUSB2-X
	15A Type A and Type-C USB Charger Weather-Resistant Receptacle	W5633-X
	20A Type A and Type-C USB Charger Weather-Resistant Receptacle	W5833-X

Color selection varies by product. Options may include:



White (-W)



Ivory (-I)



Light Almond (-T)



Gray (-G/-GY)








Black (-E)



Brown (-B)

Dimmers, Timers and Sensors

PRODUCT	DESCRIPTION	CATALOG NUMBER
	Decora Slide Dimmer	DSL06-1LZ
	SureSlide® Dimmer	6674-POW
	IllumaTech® Slide Dimmer	IPL06-10Z
	Toggle Slide Dimmer	TSL06-1L
	Decora Digital® Dimmer for 300W LED/CFL, 600W Incandescent/Halogen	DDL06-1L
	Decora Digital Dimmer for 300W LED/CFL, 600W Incandescent/Halogen 600VA MLV	DDM06-1L







COLOR CHANGE FACEPLATES

DEVICE PART #	FACEPLATE PART #	FACEPLATE COLORS
DSL06	DSKIT-00	
IPL06	IPKIT-LN	
DDL06, DDM06	DDKIT	







*Color selection varies by model

**6674 and TSL06 do not have color change faceplates, but other color options are available.







Dimmers, Timers and Sensors

PRODUCT	DESCRIPTION	CATALOG NUMBER
	Decora 30-Minute Countdown Timer Switch	DT130-1LW
	Decora 24-Hour Programmable Timer	VPT24-1PZ
	Decora Motion Sensor Light Switch	DOS02-LW
	Decora Vacancy Motion Sensor Light Switch	DVS02-1LW
	Decora Combination Occupancy Sensor with Fan Switch	DOD05-1LW
	Decora Humidity Sensor and Fan Control	DHS05-1L
	Decora Combination Humidity Sensor and Fan Control with Separate Light Switch	DHD05-1LW








COLOR CHANGE FACEPLATES

DEVICE PART #	FACEPLATE PART #	FACEPLATE COLORS
DT130	DTKIT	 White (-W)  Ivory (-I)  Light Almond (-T)  Gray (-G/-GY)  Black (-E)  Brown (-B)
VPT24	VPTKT	
DOS02, DVS02, DHS05	DOSKT	
DOD05, DHD05	DHDKT	





decora smart[®]

PRODUCT	DESCRIPTION	CATALOG NUMBER
	Voice Dimmer with Amazon™ Alexa Built-in	DWVAA
	600W Dimmer (2 nd Gen)	D26HD
	15A Switch (2 nd Gen)	D215S
	Fan Speed Controller (2 nd Gen)	D24SF
	Motion Sensing Dimmer (2 nd Gen)	D2MSD
	Scene Controller Switch (2 nd Gen)	D2SCS


decora smart®

PRODUCT	DESCRIPTION	CATALOG NUMBER
	600W No-Neutral Dimmer	DN6HD
	15A No-Neutral Switch	DN15S
	Wi-Fi® Bridge for use with No-Neutral Dimmer or Switch	MLWSB
	15A Outlet (2 nd Gen)	D215R
	Mini Plug-in Dimmer (2 nd Gen)	D23LP
	Mini Plug-in Switch (2 nd Gen)	D215P
	Outdoor Smart Plug	D215O



decora smart®

PRODUCT	DESCRIPTION	CATALOG NUMBER
	Wired Dimmer Companion	DD00R
	Wired Switch Companion	DD0SR
	Anywhere Dimmer Companion	DAWDC
	Anywhere Switch Companion	DAWSC


COLOR CHANGE FACEPLATES

DEVICE PART #	FACEPLATE PART #	FACEPLATE COLORS
D215S, DN15S	DDKIT-S	
D26HD, DN6HD, D24SF	DDKIT	
D215R	DSRKT	
D2SCS	DS4KT	






Surge Protection

PRODUCT	DESCRIPTION	CATALOG NUMBER
	Tamper-Resistant Surge Receptacle	T7280-00B
	Whole House Surge Panel	R2120-B

Electric Vehicle Charging






	DESCRIPTION	CATALOG NUMBER
	Level 2 32A charging station, delivers up to 7.6kW, 18 foot cord; Optional access control with RFID cards for MDU usage	EV320
	Level 2 32A charging station, delivers up to 7.6kW, 18 foot cord, My Leviton Compatibility	EV32W
	Level 2 48A charging station, delivers up to 11.6kW, 18 foot cord; Optional access control with RFID cards for MDU usage	EV480
	Level 2 48A charging station, delivers up to 11.6 kW, 18 foot cord, My Leviton Compatibility	EV48W
	Replacement/Additional RFID Cards for EV Series Charging Stations; For MDU usage	ERFID
	Wall Hook for Cable Management	EHOOK
	Single Mount Pedestal	EPED1
	Dual Mount Pedestal	EPED2

Antimicrobial Treated Devices (White Only)

	DESCRIPTION	CATALOG NUMBER
	Antimicrobial Treated Decora Slide Dimmer	DSL06-2AW
	Antimicrobial Treated Decora Rocker Switch, Single-Pole	5601-2AW
	Antimicrobial Treated Decora Rocker Switch, 3-Way	5603-2AW
	Antimicrobial Treated Toggle Switch, Single-Pole	A1451-2AW
	Antimicrobial Treated Toggle Switch, 3-Way	A1453-2AW
	1-Gang Antimicrobial Treated Decora Wallplate	80401-2AW
	2-Gang Antimicrobial Treated Decora Wallplate	80409-2AW
	3-Gang Antimicrobial Treated Decora Wallplate	80411-2AW
	1-Gang Antimicrobial Treated Toggle Wallplate	88001-2AW
	2-Gang Antimicrobial Treated Toggle Wallplate	88009-2AW

Wallplates


For a complete listing of wallplates, sizes and colors, visit leviton.com/residentialwallplates

PRODUCT	DESCRIPTION	CATALOG NUMBER
	1-Gang Toggle Switch Wallplate, Brown	85001
	1-Gang Toggle Switch Wallplate, Ivory	86001
	1-Gang Toggle Switch Wallplate, Light Almond	78001
	1-Gang Toggle Switch Wallplate, White	88001
	2-Gang Toggle Switch Wallplate, Brown	85009
	2-Gang Toggle Switch Wallplate, Ivory	86009
	2-Gang Toggle Switch Wallplate, Light Almond	78009
	2-Gang Toggle Switch Wallplate, White	88009
	3-Gang Toggle Switch Wallplate, Brown	85011
	3-Gang Toggle Switch Wallplate, Ivory	86011
	3-Gang Toggle Switch Wallplate, Light Almond	78011
	3-Gang Toggle Switch Wallplate, White	88011
	4-Gang Toggle Switch Wallplate, Brown	85012
	4-Gang Toggle Switch Wallplate, Ivory	86012
	4-Gang Toggle Switch Wallplate, Light Almond	78012
	4-Gang Toggle Switch Wallplate, White	88012
	1-Gang Duplex Receptacle Wallplate, Brown	85003
	1-Gang Duplex Receptacle Wallplate, Ivory	86003
	1-Gang Duplex Receptacle Wallplate, Light Almond	78003
	1-Gang Duplex Receptacle Wallplate, White	88003
	2-Gang Duplex Receptacle Wallplate, Brown	85016
	2-Gang Duplex Receptacle Wallplate, Ivory	86016
	2-Gang Duplex Receptacle Wallplate, Light Almond	78016
	2-Gang Duplex Receptacle Wallplate, White	88016
	3-Gang Duplex Receptacle Wallplate, Brown	85030
	3-Gang Duplex Receptacle Wallplate, Ivory	86030
	3-Gang Duplex Receptacle Wallplate, Light Almond	78030
	3-Gang Duplex Receptacle Wallplate, White	88030
	4-Gang Duplex Receptacle Wallplate, Brown	85041
	4-Gang Duplex Receptacle Wallplate, Ivory	86041
	4-Gang Duplex Receptacle Wallplate, White	88041

Color selection varies by product. Options may include:




decora® Wallplates

PRODUCT	DESCRIPTION	CATALOG NUMBER
	1-Gang Decora/GFCI Wallplate	80401-X
	2-Gang Decora/GFCI Wallplate	80409-X
	3-Gang Decora/GFCI Wallplate	80411-X
	4-Gang Decora/GFCI Wallplate	80412-X

Color selection varies by product. Options may include:




decora® Screwless Wallplates

PRODUCT	DESCRIPTION	CATALOG NUMBER
	Screwless Wallplate, 1-Gang	80301-SX
	Screwless Wallplate, 2-Gang	80309-SX
	Screwless Wallplate, 3-Gang	80311-SX
	Screwless Wallplate, 4-Gang	80312-SX


Color selection varies by product. Options may include:



Outdoor While-in-Use Covers

PRODUCT	DESCRIPTION	CATALOG NUMBER
	While-in-Use Cover, 1-Gang, Vertical, Clear	5980-UCL
	While-in-Use Cover, 1-Gang, Vertical, Gray	5980-UGY
	While-in-Use Cover, 1-Gang, Horizontal, Clear	5981-UCL
	While-in-Use Cover, 1-Gang, Horizontal, Gray	5981-UGY


Generator Inlet Box Kits

PRODUCT	DESCRIPTION	CATALOG NUMBER
	Generator Inlet Kit, 30A, 125/250V, NEMA L14-30P Includes Flanged Inlet, Weatherproof Cover and FD Box, Gray	37830-KIT
	Generator Inlet Kit, 20A, 125/250V, NEMA L14-20P Includes Flanged Inlet, Weatherproof Cover and FD Box, Gray	37820-KIT


Floor Box Receptacles

PRODUCT	DESCRIPTION	CATALOG NUMBER
	Pop-up Floor Box with USB Tamper-Resistant Receptacle	PFUS1-X
	Pop-up Floor Box with GFCI Tamper-Resistant Receptacle	PFGF1-X
	Pop-up Floor Box with Tamper-Resistant Receptacle	PFTR1-X
	Pop-up Floor Box with 3-Port QuickPort®	PFQP3-X
<p data-bbox="180 1371 272 1423">Available Finishes</p> 	<p data-bbox="448 1486 586 1503">Brushed Nickel (-BN)</p> <p data-bbox="729 1486 805 1503">Black (-MB)</p> <p data-bbox="964 1486 1040 1503">Brass (-BR)</p> <p data-bbox="1219 1486 1300 1503">Bronze (-BZ)</p>	
	Duplex Tamper-Resistant Floor Box Receptacle (Brass and Nickel only)	25249-TFB
	Single Tamper-Resistant Floor Box Receptacle (Brass and Nickel only)	5249-TFB

Keyless Lampholder

PRODUCT	DESCRIPTION	CATALOG NUMBER
	Keyless LED Lampholder with 10W LED Lamp and Guard	9850-LED

LED Ceiling Occupancy Sensor Lampholder

PRODUCT	DESCRIPTION	CATALOG NUMBER
	8" LED Downlight with Occupancy Sensor	9866-B0W

Connected Home

PRODUCT	DESCRIPTION
	<p>Wireless Structured Media™ Center (Separate Connected Home line card available)</p>

Leviton Load Center

1-PHASE, 3-WIRE, 120/240 VAC, 22KA SHORT-CIRCUIT RATING, 225A BUS RATING



NEMA 1 - INDOOR, ORDER COVER & DOOR ASSEMBLY SEPARATELY

AMP RATING	# OF SPACES/ CIRCUITS	LOAD CENTER CATALOG NUMBER		FLUSH/SURFACE MOUNT COVER & DOOR ASSEMBLY	
		CATALOG NUMBER	REPLACES	STANDARD	WITH OBSERVATION WINDOW
MAIN BREAKER FACTORY INSTALLED					
100	20	LP210-BPD	LP210-MB	LDC20	LDC20-W
125		LP212-BPD	LP212-MB		
150		LP215-BPD	LP215-MB		
200		LP220-BPD	LP220-MB		
100	30	LP310-BPD	LP310-MB	LDC30	LDC30-W
125		LP312-BPD	LP312-MB		
150		LP315-BPD	LP315-MB		
200		LP320-BPD	LP320-MB		
150	42	LP415-BPD	LP415-MB	LDC42	LDC42-W
200		LP420-BPD	LP420-MB		
225		LP422-BPD	LP422-MB		
200	66	LP620-BPD	LP620-MB	LDC66	LDC66-W
225		LP622-BPD	LP622-MB		
MAIN LUGS ONLY					
225	20	LP222-LPD	LP212-ML	LDC20	LDC20-W
	30	LP322-LPD	LP320-ML	LDC30	LDC30-W
	42	LP422-LPD	LP422-ML	LDC42	LDC42-W
	66	LP622-LPD	LP622-1L	LDC66	LDC66-W



NEMA 3R - OUTDOOR

AMP RATING	# OF SPACES/ CIRCUITS	CATALOG NUMBER	REPLACES
MAIN BREAKER FACTORY INSTALLED			
100	20	LR210-BDD	LP210-3B
125		LR212-BDD	LP212-3B
150		LR215-BDD	LP215-3B
200		LR220-BDD	LP220-3B
125	30	LR312-BDD	LP312-3B
150		LR315-BDD	LP315-3B
200		LR320-BDD	LP320-3B
150	42	LR415-BDD	LP415-3B
200		LR420-BDD	LP420-3B
225		LR422-BDD	LP422-3B
225		LR422-BDD	LP422-3B
MAIN LUGS ONLY			
225	20	LR222-LDD	LP212-3L
	30	LR322-LDD	LP320-3L
	42	LR422-LDD	LP422-3L

Leviton Load Center

1-PHASE, 3-WIRE, 120/240 VAC, 22KA SHORT-CIRCUIT RATING, 225A BUS RATING



METER MAIN, UG/OH SERVICE ENTRANCE WITH DISTRIBUTION SECTION AND FEED-THROUGH LUGS

AMP RATING	# OF SPACES/ CIRCUITS	CATALOG NUMBER	REPLACES	BYPASS	COVER
150	8	LS815-BTD*	LP815-TMC*	None	Ringless**
200		LS820-BTD*	LP820-TMC*	None	Ringless**
150		LS815-BHD	LP815-HMC	Horn	Ringless
200		LS820-BHD	LP820-HMC	Horn	Ringless
150		LS815-BLD*	LP815-LMC*	Lever	Ringless
200		LS820-BLD*	LP820-LMC*	Lever	Ringless
150		LS815-B5D*	LP815-5MC*	Lever with 5th Jaw Installed	Ringless
200		LS820-B5D*	LP820-5MC*	Lever with 5th Jaw Installed	Ringless
150		LS815-BRD	LP815-RMC	None	Ring Type
200		LS820-BRD	LP820-RMC	None	Ring Type

*Meter Equipment Group (MEG) Approved

**Includes internal trough to enable branch wiring through top of enclosure
All panels have a 225A bus rating and are solar compatible



METER-LOAD CENTER COMBINATION, ALL-IN-ONE, SURFACE MOUNT, UG SERVICE ENTRANCE, EUSERC

AMP RATING	# OF SPACES	CATALOG NUMBER	REPLACES	BYPASS	COVER
100	30	LJ310-BED	LP310-MC	None	Ring Type
125		LJ312-BED	LP312-MC		
150		LJ315-BED	LP315-MC		
200		LJ320-BED	LP320-MC		
200	42	LJ420-BED	LP420-MC	None	Ring Type
225		LJ422-BED	LP422-MC		

All panels have a 225A bus rating and are solar compatible

Leviton Load Center

1-PHASE, 3-WIRE, 120/240 VAC, 22KA SHORT-CIRCUIT RATING, 225A BUS RATING



METER-LOAD CENTER COMBINATION, ALL-IN-ONE, SEMI-FLUSH MOUNT, UG/OH* SERVICE ENTRANCE, EUSERC

AMP RATING	# SPACES/ CIRCUITS	CATALOG NUMBER	REPLACES	BYPASS	COVER
MAIN BREAKER FACTORY INSTALLED					
100	12	LG110-BED	N/A	None	Ring Type
125		LG112-BED	LP112-SR		
200		LG120-BED	LP120-SR		
100	30	LG310-BED	N/A		
125		LG312-BED	LP312-SR		
200		LG320-BED	LP320-SR		
200	40	LG420-BED	LP420-SR		
225		LG422-BED	LP422-SR		
MAIN LUGS ONLY**					
225	12	LG122-LED	LP120-SRL	None	Ring Type

*Overhead feed requires Overhead Tunnel Kit accessory
All panels have a 225A bus rating and are solar ready

**Requires LMBXX-T Main Breaker Conversion Kit for field installed main breaker

Leviton Load Center - Accessories

LOCKING & LATCHING DEVICES



DESCRIPTION	CATALOG NUMBER
Handle padlock device for branch circuit breakers	LBHPL
Handle padlock device for main circuit breakers	LMHPL
Door locking latch kit for indoor load centers	LDRLK
Door latch kit without lock for indoor load centers	LDRLA

LUGS, GROUND AND NEUTRAL BAR KITS



DESCRIPTION	CATALOG NUMBER
Field-installable main lugs, 3 - 300	LL630
Ground lug, 6 - 2/0	LLGND
Neutral lug, 6 - 300	LLNTL
Phase/neutral load side lug, 14 - 4 (qty. 6)	LLPHN
Ground bar kit, 11 positions, 14 - 4	LGBKT
Neutral bar kit, 14 - 1/0	LNBKT
Field-Installable Neutral Feed-through lug, 4 - 2/0	LL420
Field-Installable Neutral Feed-through lug, 3 - 300	LN330
Feed-through lug accessory	LFTLA

OUTDOOR & METER COMBINATION LOAD CENTER ACCESSORIES



DESCRIPTION	CATALOG NUMBER
Conduit hub, 1"	LHUB1
Conduit hub, 2"	LHUB2
Conduit hub, 2 1/2"	LHUB2
Closing plate	LCLPT
5th Jaw for standard meter sockets	L5JAW
5th Jaw with neutral for lever bypass meter socket	L5JAW-N
Ground connector	LGDMC
Sealing ring	LRING



OVERHEAD TUNNEL KITS: FOR SEMI-FLUSH MOUNT METER-LOAD CENTER COMBINATIONS

Description	Catalog Number
For 12-space Panel	LOTK1
For 30-space Panel	LOTK3
For 40-space Panel	LOTK4



MISCELLANEOUS

DESCRIPTION	CATALOG NUMBER
Generator interlock kit	LITLK
Breaker Hold Down kit	LBHDK
Angle iron bracket for flush mount load centers	LBRKT
20 Space Load Center Circuit Identification Sticker Pack for Standard Doors	LSTK2
30 Space Load Center Circuit Identification Sticker Pack for Standard Doors	LSTK3
42 Space Load Center Circuit Identification Sticker Pack for Standard Doors	LSTK4
66 Space Load Center Circuit Identification Sticker Pack for Standard Doors	LSTK6
20 Space Load Center Circuit Identification Sticker Pack for Window Doors	LSTK2-W
30 Space Load Center Circuit Identification Sticker Pack for Window Doors	LSTK3-W
42 Space Load Center Circuit Identification Sticker Pack for Window Doors	LSTK4-W
66 Space Load Center Circuit Identification Sticker Pack for Window Doors	LSTK6-W
Filler Plates (qty. 10)	LFPLT
Terminal covers for main circuit breaker	LTCVR
Bonding strap kit	LPBSK
Cover screw kit (qty. 6)	LDCSK
GFCI-protected outlet labels, pack of 1000	GFLBL-LBL
EMERGENCY DISCONNECT labels, pack of 10	LDACL

Leviton Load Center - Circuit Breakers

MAIN CIRCUIT BREAKERS | 120/240 VAC, 22KA SHORT-CIRCUIT RATING



MAIN BREAKERS




MB CONVERSION KIT FOR SEMI-FLUSH MOUNT METER-LOAD CENTER COMBINATIONS

AMP RATING	CATALOG NUMBER	REPLACES
100	LM100-T	LM100
125	LM125-T	LM125
150	LM150-T	LM150
175	LM175-T	N/A
200	LM200-T	LM200
225	LM225-T	LM225

AMP RATING	CATALOG NUMBER	REPLACES
100	LMB10-T	LMB10
125	LMB12-T	LMB12
150	LMB15-T	LMB15
175	LMB17-T	N/A
200	LMB20-T	LMB20
225	LMB22-T	LMB22


BRANCH CIRCUIT BREAKERS | 10KA SHORT-CIRCUIT RATING*

STANDARD




AMP RATING	1-POLE 120V	2-POLE 120/208V 120/240V
15	LB115-T	LB215-T
20	LB120-T	LB220-T
25	LB125-T	LB225-T
30	LB130-T	LB230-T
35	-	LB235-T
40	-	LB240-T
45	-	LB245-T
50	-	LB250-T
60	-	LB260-T
70	-	LB270
80	-	LB280
90	-	LB290
100	-	LB200
110	-	LB211
125	-	LB212

GFCI - 5 MA GROUND-FAULT Protection of Personnel




AMP RATING	1-POLE 120V	2-POLE 120/208V 120/240V
15	LB115-GFT	LB215-G
20	LB120-GFT	LB220-G
25	LB125-GFT	LB225-G
30	LB130-GFT	LB230-G
40	-	LB240-G
50	-	LB250-G
60	-	LB260-G

GFPE - 30 MA GROUND-FAULT Protection of Equipment




AMP RATING	1-POLE 120V	2-POLE 120V/240V
15	LB115-EPT	LB215-EP
20	LB120-EPT	LB220-EP
25	LB125-EPT	LB225-EP
30	LB130-EPT	LB230-EP
40	-	LB240-EP
50	-	LB250-EP
60	-	LB260-EP

AFCI



AMP RATING	1-POLE 120V	2-POLE 120V/240V
15	LB115-AFT	LB215-AF
20	LB120-AFT	LB220-AF

AFCI/GFCI - DUAL FUNCTION



AMP RATING	1-POLE 120V
15	LB115-DFT
20	LB120-DFT

*Series Rated 22kA with Leviton Main Breaker; see Series Ratings Tables for additional Ratings

SURGE PROTECTION



DESCRIPTION	CATALOG NUMBER
15A Surge Protective Device and Circuit Breaker 120/240V	LSPD1-T
20A Surge Protective Device and Circuit Breaker 120/240V	LSPD2-T

Leviton Load Center - Circuit Breakers

2ND GEN SMART CIRCUIT BREAKERS WITH REMOTE CONTROL FUNCTIONALITY | SMART, 10KA SHORT-CIRCUIT RATING



2ND GEN SMART STANDARD

AMP RATING	1-POLE 120V	2-POLE 120/240V
15	LB115-ST	LB215-ST
20	LB120-ST	LB220-ST
25	LB125-ST	LB225-ST
30	LB130-ST	LB230-ST
35	-	LB235-ST
40	-	LB240-ST
45	-	LB245-ST
50	-	LB250-ST
60	-	LB260-ST



2ND GEN SMART GFCI - 5 MA GROUND-FAULT

Protection of Personnel

AMP RATING	1-POLE 120V	2-POLE 120/240V
15	LB115-GST	LB215-GST
20	LB120-GST	LB220-GST
25	LB125-GST	LB225-GST
30	LB130-GST	LB230-GST
35	-	LB235-GST
40	-	LB240-GST
45	-	LB245-GST
50	-	LB250-GST
60	-	LB260-GST



2ND GEN SMART GFPE - 30 MA GROUND-FAULT

Protection of Equipment

AMP RATING	1-POLE 120V	2-POLE 120/208V 120/240V
15	LB115-EST	LB215-EST
20	LB120-EST	LB220-EST
25	LB125-EST	LB225-EST
30	LB130-EST	LB230-EST
40	-	LB240-EST
50	-	LB250-EST

*Series Rated 22kA with Leviton Main Breaker; see Series Ratings Tables for additional Ratings




2ND GEN SMART AFCI

AMP RATING	1-POLE 120V
15	LB115-AST
20	LB120-AST



2ND GEN SMART AFCI/GFCI - DUAL FUNCTION

AMP RATING	1-POLE 120V
15	LB115-DST
20	LB120-DST



CATALOG NUMBER	DESCRIPTION
LWHEM-2	Leviton Whole Home Energy Monitor with 1 pair of Current Transformer
LSBMA	Smart Breaker Metering Accessory
LSMMA	Leviton Smart Mains Metering Accessory

*Each LWHEM-2 can support up to three pairs of LSMMA CTs



Scan QR code to view
Leviton & Builders video



Leviton Manufacturing Co., Inc.

Tech Line: 1-800-824-3005

Mon-Fri 8am-10pm EST, Saturday 9am-7pm EST, Sunday 9am-5pm EST

For 24/7 product support visit www.leviton.com/support

Visit our Website at: www.leviton.com

© 2023 Leviton Manufacturing Co., Inc. All rights reserved.
All trademarks are the property of their respective owners.



CN-050222B-tp