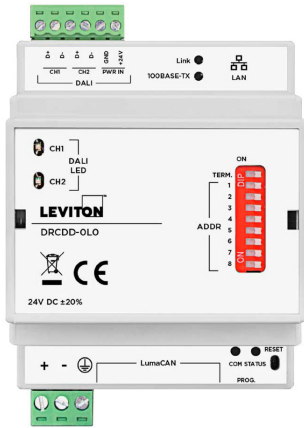


GreenMAX® DRC LumaCAN to DALI Gateway



Description

The LumaCAN to DALI Gateway is a widget for use with Leviton architectural systems including Sapphire™, GreenMAX® DRC, and LumaNet to LumaCAN Gateway. The LumaCAN to DALI Gateway allows these systems to be installed in facilities that rely on DALI communication protocols, allowing for full system compatibility and integration in such projects.

System Description

The GreenMAX DRC Room Control System offers a fully distributed room control system, with each room operating independently of others—no dependence on network processors or centralized controllers. This revolutionary system is fully configurable via the GreenMAX DRC app for smart devices, and can be used to comply with IECC, ASHRAE 90.1, and 2025 Title 24, Part 6 occupancy/vacancy sensing, multi-level lighting, daylight harvesting, partial-ON, partial-OFF, scheduling, exterior lighting, demand response and receptacle control requirements, and is listed on the DesignLights Consortium® (DLC) Qualified Product List (QPL).

Use With These Leviton Systems

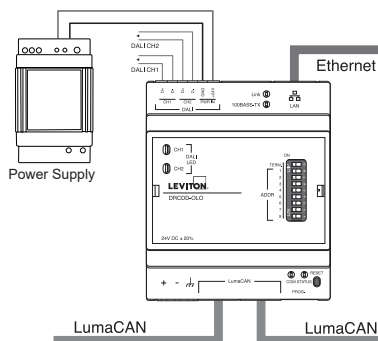
- Sapphire Touchscreen
- GreenMAX DRC
- LumaNet to LumaCAN Gateway

Features

- Connect up to 64 devices
- Convert LumaCan channels to DALI driver control
- Short address assignment to DALI devices
- Fixed fade time for each device
- Web-based configuration tool
- Listed on the DesignLights Consortium® (DLC) Qualified Product List (QPL)
- LumaCan channel to DALI color*
- LumaCan group mapping to DALI group*
- **Note:** Pass through connectors are not permitted in LumaCAN system configurations
- Contact factory for details on applications specifically related to your project

*In development; consult factory for availability

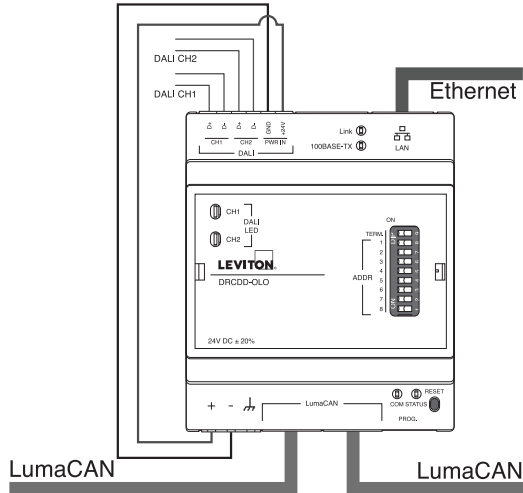
Wiring Diagram



When to use the LumaCAN-powered with isolated DALI power supply (recommended):

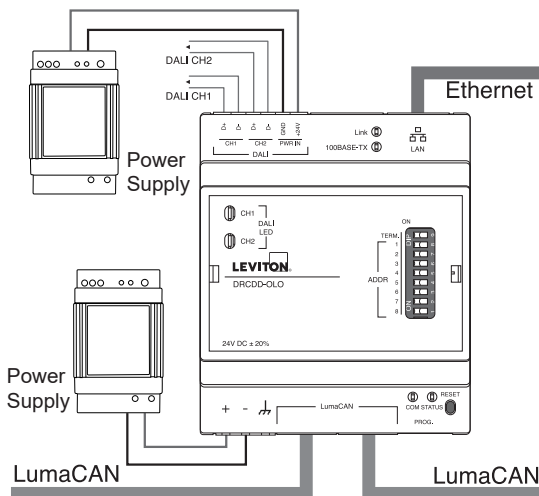
- When DALI requires a separate isolated power supply
- When DALI network is wired as Class 1 or 2
- In this application the total draw from LumaCAN is 60mA for the gateway
- In this application the total draw from the DALI power supply is 250mA per DALI channel, 500mA max

Wiring Diagram



When to use LumaCAN-powered:

- When DALI network is wired as Class 2 and all power can be provided from the LumaCAN network
- In this application, the total draw from LumaCAN is:
 1. 250mA or each DALI channel in use
 2. 60mA for the gateway
- For single channel DALI, $250\text{mA} + 60\text{mA} = 310\text{mA}$
- For dual channel DALI, $2(250\text{mA}) + 60\text{mA} = 560\text{mA}$



When to use LumaCAN data ONLY, isolated DALI power supply, isolated gateway power supply:

- When DALI requires a separate isolated power supply
- When DALI network is wired as Class 1 or 2
- In this application there is no power draw from LumaCAN
- In this application the total draw from DALI power supply is 250mA per DALI channel, 500mA max
- In this application the total draw from the gateway power supply is 60mA

Specifications

Electrical	
Power Input: Gateway	VDC 24V +/-20% 60mA (provided through LumaCAN or power input terminal)
Power Input: DALI	23-30V VDC; 250mA - (1) DALI channel in use; 500mA - (2) DALI channels in use
Communication Protocols	LumaCAN, DALI
DALI Load Capacity	Max 250mA per channel
DALI Devices	64 per channel
Connectivity	
Network Connections	(2) RJ45, CAT6 or better for connection to LumaCAN network. Termination provided via local termination switch.
Network Topology	Daisy chain, 1600' max between repeaters Home-run topology and network length up to 10,000' can be achieved when using LumaCAN network repeaters (NPRPT) Maximum 110 nodes between repeaters Maximum 250 nodes on a LumaCAN network Maximum run length to DALI, 984' (300m)
Environmental	
Operating Temperature Range	32 to 113°F (0 to 45°C)
IP Rating	IP20
Other	
Listings	UL, cUL (File # E148771), CE, RoHS2, Listed on the DesignLights Consortium® (DLC) Qualified Product List (QPL)
Energy Codes	Can be used to comply with IECC, ASHRAE 90.1, and 2025 Title 24, Part 6 occupancy/vacancy sensing, multi-level lighting, daylight harvesting, partial-ON, partial-OFF, scheduling, exterior lighting, demand response and receptacle control requirements
Warranty	5-year

Ordering Information

GreenMAX® DRC LumaCAN to DALI Gateway	
Cat. No.	Description
DRCDD-0L0	LumaCAN to DALI Gateway, DIN rail mount
PST24-I10	DIN Rail Mount Power Supply
DINRK-001	DIN Rail Rack Mount Enclosure, Small, 14x10" with (1) 12.9" rail
DINRK-A03	DIN Rail Rack Mount Enclosure, Medium, 21x25" with (3) 13.7" rails
DINRK-A06	DIN Rail Rack Mount Enclosure, Large, 25x48" with (5) 19.5" rails

Leviton Manufacturing Co., Inc. Lighting & Controls

10385 SW Avery Street, Tualatin, OR 97062 **tel** 800-736-6682 **tech line** (6:00AM-4:00PM PT Mon-Fri) 800-959-6004

Leviton Manufacturing Co., Inc. Global Headquarters

201 North Service Road, Melville, NY 11747-3138 **tel** 800-323-8920 **tech line** (8:00AM-10:00PM ET Mon-Fri, 9:00AM-7:00PM ET Sat, 9:00AM-5:00PM ET Sun) 800-824-3005

Visit our Website at: www.leviton.com/greenmaxdrc

©2025 Leviton Manufacturing Co., Inc. All rights reserved. Subject to change without notice.

G-10407D/G25-aa
REV JUL 2025