


GreenMAX® DRC 2-Port Analog Interface (AI)



2-Port AI



Surface-Mount Ears
Included

Description

The GreenMAX® DRC 2-Port Analog Interface (AI) allows the integration of low voltage inputs into the system. These inputs commonly include occupancy/vacancy sensors, photocells, demand response and security system inputs. Surface mount ears are purchased separately.

System Description

The GreenMAX DRC Room Control System offers a fully distributed room control system, with each room operating independently of others—no dependence on network processors or centralized controllers. This revolutionary system is fully configurable via the GreenMAX DRC app for smart devices, and can be used to comply with IECC, ASHRAE 90.1, and 2025 Title 24, Part 6 occupancy/vacancy sensing, multi-level lighting, daylight harvesting, partial-ON, partial-OFF, scheduling, exterior lighting, demand response and receptacle control requirements, and is listed on the DesignLights Consortium® (DLC) Qualified Product List (QPL).

GreenMAX DRC App

Wirelessly commission, configure, control, monitor and provision the GreenMAX DRC system using the GreenMAX DRC App designed for any WiFi-enabled Android or iOS smart device.

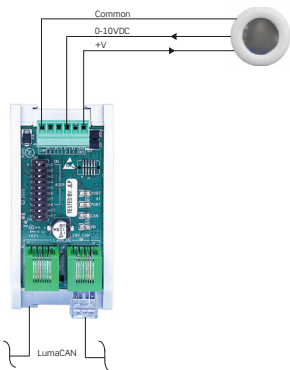
Applications

- Integration of any low voltage occupancy sensor or photocell with the GreenMAX DRC system
- Use with Sapphire™ Touch Screens for remote occupancy sensors, switches, or photocells
- Send load shed message to LumaCAN network
 - **Note:** Pass through connectors are not permitted in LumaCAN system configurations

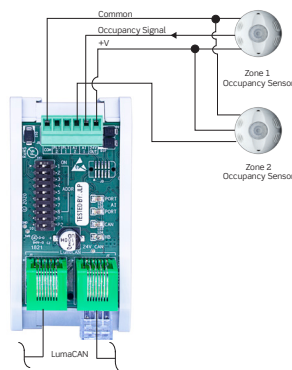
Use With These Leviton Systems

- GreenMAX DRC
- Sapphire Touchscreen

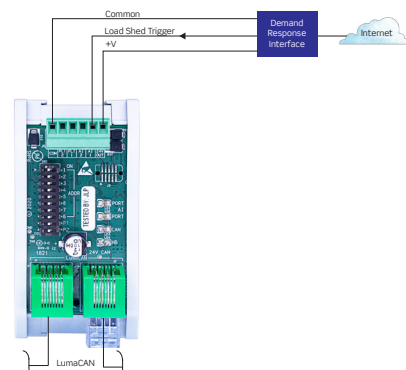
Wiring Diagrams



To Photocell



To Occupancy Sensors



Demand Response Signal

Network Command & Configuration Properties

- Configured through the GreenMAX DRC App
- Configured as Input Type or Command Type
- Each input is configured independently
- When configured as Input Type:
 - Occupancy sensor
 - Input number
 - Delay time (0-60 seconds, 1-240 minutes)
 - Photocell
 - Input number
 - Max calibration level (0-2,048; default 2,048)

Specifications

Electrical	
Power Input	+12-24VDC, 35mA+ connected device consumption
Power Output	As needed and available at the input (pass-through); short-circuit current limited trip point software configurable, default=100mA, max=1000mA
Number of Inputs	(2) contact closure, active high/low, 0-10V, 0-24V
Connectivity	
Network Connections	(2) RJ45, CAT6 or better for connection to LumaCAN network. Termination provided via local termination switch.
Network Topology	Daisy chain, 1600' max between repeaters Home-run topology and network length up to 10,000' can be achieved when using LumaCAN network repeaters (NPRPT) Maximum 110 nodes between repeaters Maximum 250 nodes on a LumaCAN network
Other	
Mounting	Surface or DIN rail
Terminal Torque	7 in/lb
Listings	Listed on the DesignLights Consortium® (DLC) Qualified Product List (QPL)
Energy Codes	Can be used to comply with IECC, ASHRAE 90.1, and 2025 Title 24, Part 6 occupancy/vacancy sensing, multi-level lighting, daylight harvesting, partial-ON, partial-OFF, scheduling, exterior lighting, demand response and receptacle control requirements
Warranty	5-year

Ordering Information

GreenMAX DRC 2-Port Analog Interface (AI)	
Cat. No.	Description
DRID0-C02	GreenMAX DRC 2-Port AI, LumaCAN, DIN rail or surface mount, ears are included
DRID0-EAR	Pair of surface-mount ears for DRID0-C02 (sold separately)

Leviton Manufacturing Co., Inc. Lighting & Controls
10385 SW Avery Street, Tualatin, OR 97062 **tel** 800-736-6682 **tech line** (6:00AM-4:00PM PT Mon-Fri) 800-959-6004

Leviton Manufacturing Co., Inc. Global Headquarters
201 North Service Road, Melville, NY 11747-3138 **tel** 800-323-8920 **tech line** (8:00AM-10:00PM ET Mon-Fri, 9:00AM-7:00PM ET Sat, 9:00AM-5:00PM ET Sun) 800-824-3005

Visit our Website at: www.leviton.com/greenmaxdrc
©2025 Leviton Manufacturing Co., Inc. All rights reserved. Subject to change without notice.