

Applications Cookbook

GreenMAX® DRC Wired & Wireless System

Version 7.0

FOR REFERENCE ONLY

GREENMAX DRC SYSTEM COOKBOOK NOTES

1. Refer to manufacturer's data sheets and installation instructions prior to installation
2. Line feed 120/230/277 VAC, 60 Hz
3. Ground not shown, ground devices per applicable national and local codes are best practices
4. For emergency power situations, illustrations assume transfer switch by others upstream of shown devices
5. Line voltage load not to exceed contact rating per device specifications
6. Power packs receiving separate feeds for switched loads and self power must have both feeds on the same phase
7. All low voltage devices consume current. Device power budget is estimated for these details—additional power sources may be required. See product literature for power specifications
8. Maximum run length for analog wiring is 1000' @ #18 AWC
9. Sensors wired in parallel will cause line voltage relay closure when occupancy is detected by any unit
10. Devices in series requiring contact closure from a single device (clock input, demand response, emergency, etc.) must follow these wiring conventions:
 - First device in sequence provides the +V to the triggering relay
 - Signal from closure attached to all devices in sequence input
 - Com from first device in sequence attached to com on all devices in sequence
11. Ultrasonic ceiling mount sensors should be located a minimum of six (6) feet from HVAC supply/return vents
12. Trough-mounted and pendant-mounted indirect lighting sources affect the operation of locally mounted sensors. Contractor is responsible for adjusting sensor locations to allow for proper operation

13. Contractor is responsible for proper sensitivity and time delay settings for non-adaptive products, following the manufacturer's recommended placement, and field verification of circuits with respect to power pack placement
14. Contractor is responsible for coordinating the operational options of sensors and power packs with the specific work requirements
 - Work relevant energy code requirements affect circuits to be controlled and their control characteristics
 - One power pack is required for each controlled circuit
 - Refer to power pack data sheet for power output and installation guide for maximum number of sensors connected to a power pack
 - If multiple circuits are to be controlled by a sensor, auxiliary relays may be used in conjunction with a power pack
15. Ceiling sensors mounted over doorways should be placed one (1) foot inside the threshold
16. Up to 100 Mark VII style ballasts may be controlled per daylighting zone by IRC
17. All relays shown in de-energized state
18. Individually cap off unused leads
19. One-line parenthesis use:
 - (X) Function
 - [#] Terminal
20. Plug load control—commercial receptacle P/Ns:
 STANDARD DUPLEX:
 Split control (1 outlet) CR015-1Px, CR020-1Px
 Full control (2 outlets) CR015-2Px, CR020-2Px
 DECORA®:
 Split control (1 outlet) 16252-1Px, 16352-1Px
 Full control (2 outlets) 16252-2Px, 16352-2Px

ABBREVIATIONS:

LC	LumaCAN
LV	Low voltage
HV	High voltage switch (maintained)
LVM	Low voltage switch (momentary) Equal to Leviton 1081 (toggle) OR Leviton 56081 (Decora)
LVT	Low voltage switch (maintained) Equal to Leviton 12021-2 (toggle) or Leviton 56021-2 (Decora)
LV2	IRC low voltage switch
UON	Unless otherwise noted
BLK	Black
WHT	White
BLU	Blue
YEL	Yellow
ORG	Orange
VIO	Violet
BRN	Brown

SYMBOLS:


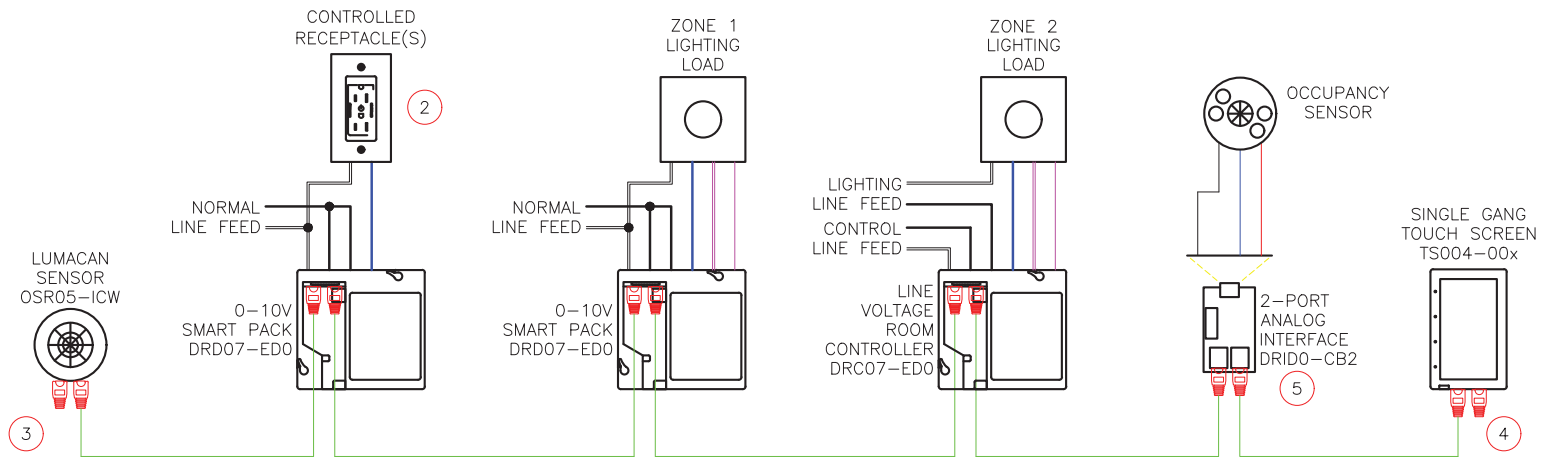


TABLE OF CONTENTS

PAGE	DESCRIPTION
4	2-Zone Wired Plus Daylighting, Typical
5	2-Zone Wired Plus Daylighting, Typical
6	2-Zone Wireless with 0-10V Dimming and Occupancy/Vacancy Sensing and Receptacle Control Plus Daylighting, Typical
7	3-Zone Wired Plus Daylighting, Typical
8	3-Zone Wired Plus Whiteboard, Daylighting, Typical
9	3-Zone Wired, No Daylighting, Typical
10	3-Zone Wired Plus Whiteboard No Daylighting, Typical
11	3-Zone Wireless with 0-10V Dimming, Scene Control, Occupancy/Vacancy Sensing, Receptacle Control, Plus Daylighting, Typical
12	6-Zone Wireless with 0-10V Dimming, Scene Control, Occupancy/Vacancy Sensing, Multi-Zone Daylight Harvesting, Typical
13	Multi-Zone Wired with 0-10V Dimming, Phase Dimming, Receptacle Control, Typical
14	Multi-Zone Wired with 0-10V Dimming, Phase Dimming, Receptacle Control, Typical
15	70-Zone DALI Plus 8-Zone Relay, Plus Lighting, Typical
16	Hospitality Public Areas, Typical
17	Hospitality Public Areas, Typical, cont'd
18	Hospitality Public Areas, Typical, cont'd
19	Hospitality Public Areas, Typical, cont'd
20	Hospitality Public Areas, Typical, cont'd
21	Hospitality Public Areas, Typical, cont'd
22	3-Zone 0-10V Plus 2-Zone Phase Control Dimming, Typical
23	18-Zone Phase Control Dimming, Typical
24	18-Zone Phase Control Dimming, Typical, cont'd
25	2-Zone Wireless Dimming with Intellect-Enabled Fixtures, Typical
26	2-Zone Wireless with Intellect-Enabled Fixtures Plus Daylighting, Typical
27	2-Zone Wireless Daylighting and Load Control with Intellect-Enabled Fixtures, Typical
28	3-Zone Wireless Daylighting and Load Control with Intellect-Enabled Fixtures and Single Zone 0-10V, Plus Relay Control, Typical
29	9-Zone Wireless with Intellect-Enabled Fixtures Plus Daylighting, Typical

Note: All GreenMAX DRC Keypads can be engraved. Click [here](#) for the Engraving Form.

GREENMAX DRC WIRED 2-ZONE PLUS DAYLIGHTING, TYPICAL



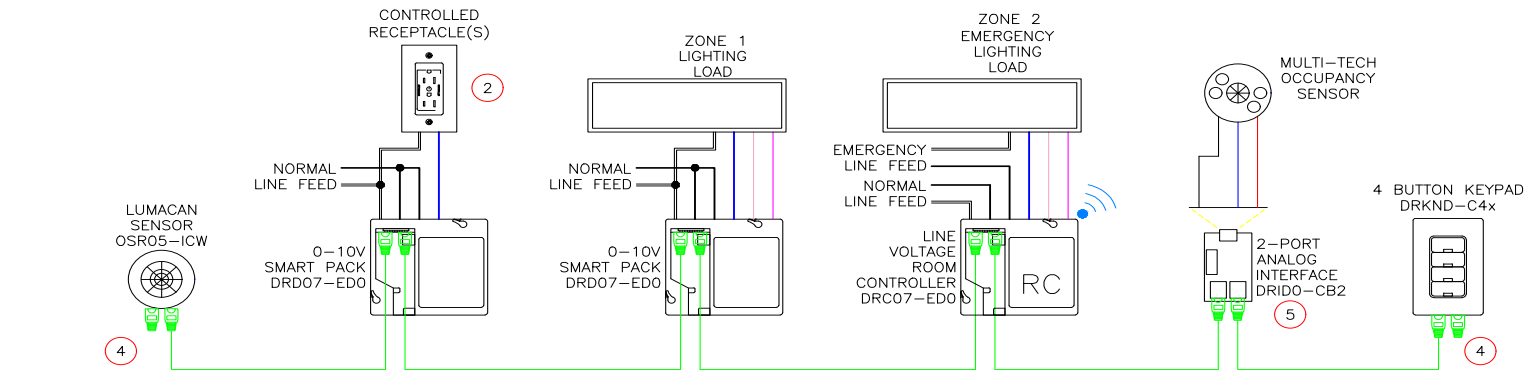
NOTES:

1. SMART PACK, SENSORS, AND PHASE CONTROL DIMMER QUANTITY PER CONTROL ZONE REQUIREMENTS.
2. RECEPTACLES TO BE WIRED AS SPLIT OR WHOLE CONTROLLED, CODE DEPENDENT. DIAGRAM SHOWS WHOLE CONTROL.
3. OSR05-ICW USED FOR DAYLIGHTING CONTROL. PROVIDE AS REQUIRED PER DAYLIGHTING ZONE.
4. TERMINATE EACH END OF A LUMACAN NETWORK.
5. DEVICES MOUNTED ATOP A 4x4 SQUARE BOX COVER.
6. REFER TO PRODUCT LITERATURE (DATA SHEETS, INSTALLATION MANUALS, ETC.) FOR MORE INFORMATION.

WIRE RUN KEY:

- LUMACAN (CAT 6)
- 0-10V FIXTURE CONTROL, VIO
- 0-10V FIXTURE CONTROL, PNK
- LOW VOLTAGE +24VDC
- LOW VOLTAGE DCC
- LOW VOLTAGE SIG
- LINE VOLTAGE, LINE
- LINE VOLTAGE, LOAD
- LINE VOLTAGE, NEU

GREENMAX DRC WIRED 2-ZONE PLUS DAYLIGHTING, TYPICAL



* Depending on manufacture date, pink wire may be gray

NOTES:

1. SMART PACK, SENSORS, AND PHASE CONTROL DIMMER QUANTITY PER CONTROL ZONE REQUIREMENTS.
2. RECEPTACLES TO BE WIRED AS SPLIT OR WHOLE CONTROLLED, CODE DEPENDENT. DIAGRAM SHOWS WHOLE CONTROL.
3. OSR05-ICW USED FOR DAYLIGHTING CONTROL. PROVIDE AS REQUIRED PER DAYLIGHTING ZONE.
4. TERMINATE EACH END OF A LUMACAN NETWORK.
5. DEVICES MOUNTED ATOP A 4x4 SQUARE BDX COVER.
6. REFER TO PRODUCT LITERATURE (DATA SHEETS, INSTALLATION MANUALS, ETC.) FOR MORE INFORMATION.

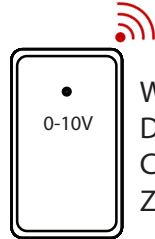
WIRE RUN KEY:

- LUMACAN
- 0-10V FIXTURE CONTROL, VIO
- 0-10V FIXTURE CONTROL, PINK
- LOW VOLTAGE +24VDC
- LOW VOLTAGE DCC
- LOW VOLTAGE SIG
- LINE VOLTAGE, LINE
- LINE VOLTAGE, LOAD
- LINE VOLTAGE, NEU

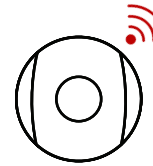
GREENMAX DRC WIRELESS 2-ZONE WITH 0-10V DIMMING AND OCCUPANCY/ VACANCY SENSING AND RECEPTACLE CONTROL PLUS DAYLIGHTING, TYPICAL




4-BUTTON WIRELESS KEYPAD
ROOM CONTROLLER
DRKDN-U4W



WIRELESS 10A, 0-10V
DIMMING LOAD
CONTROLLER
ZK700-D0W

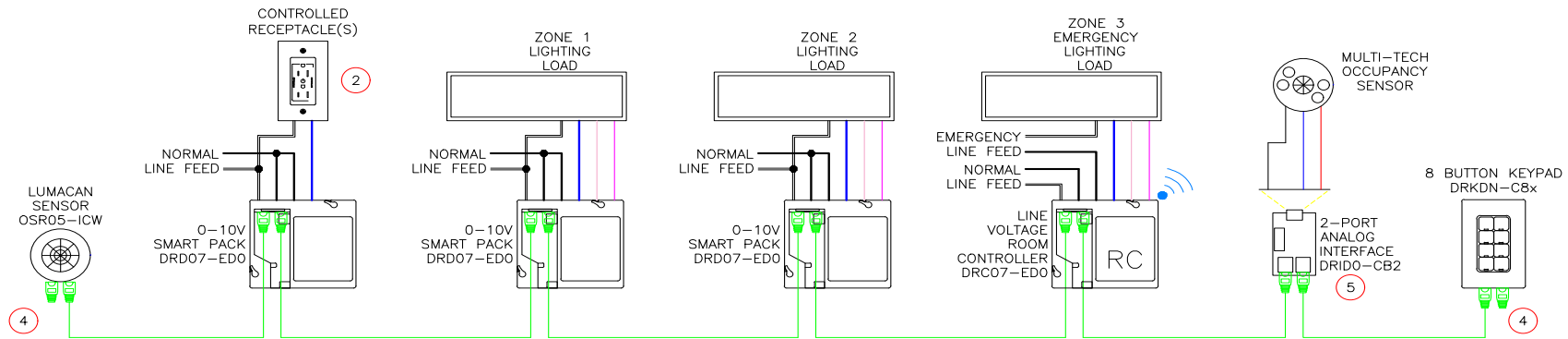


WIRELESS PIR
OCCUPANCY SENSOR
& PHOTOCELL
ZC015-BIW



WIRELESS
CONTROLLED
RECEPTACLE
ZBR20-1SW

GREENMAX DRC WIRED 3-ZONE PLUS DAYLIGHTING, TYPICAL



* Depending on manufacture date, pink wire may be gray

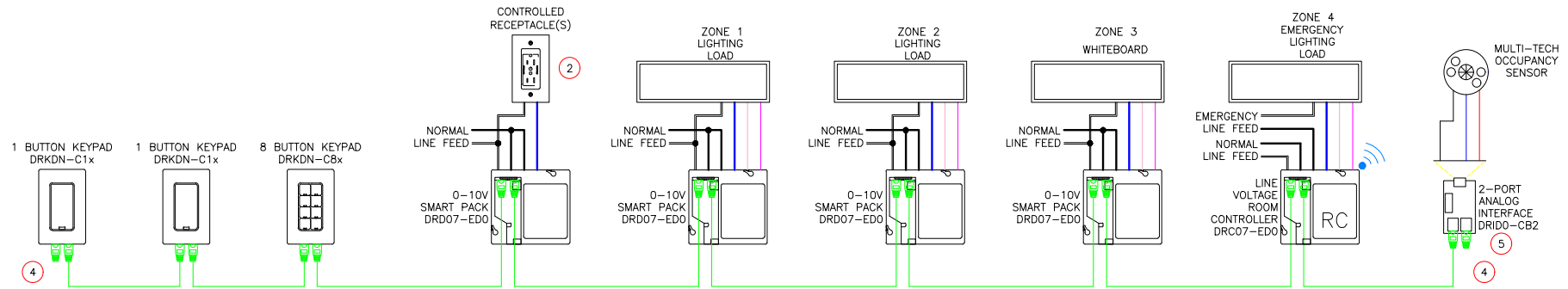
NOTES:

1. SMART PACK, SENSORS, AND PHASE CONTROL DIMMER QUANTITY PER CONTROL ZONE REQUIREMENTS.
2. RECEPTACLES TO BE WIRED AS SPLIT OR WHOLE CONTROLLED, CODE DEPENDENT. DIAGRAM SHOWS WHOLE CONTROL.
3. OSR05-ICW USED FOR DAYLIGHTING CONTROL. PROVIDE AS REQUIRED PER DAYLIGHTING ZONE.
4. TERMINATE EACH END OF A LUMACAN NETWORK.
5. DEVICES MOUNTED ATOP A 4x4 SQUARE BOX COVER.
6. REFER TO PRODUCT LITERATURE (DATA SHEETS, INSTALLATION MANUALS, ETC.) FOR MORE INFORMATION.

WIRE RUN KEY:

- LUMACAN
- 0-10V FIXTURE CONTROL, VIO
- 0-10V FIXTURE CONTROL, PINK
- LOW VOLTAGE +24VDC
- LOW VOLTAGE DCC
- LOW VOLTAGE SIG
- LINE VOLTAGE, LINE
- LINE VOLTAGE, LOAD
- LINE VOLTAGE, NEU

GREENMAX DRC WIRED 3-ZONE PLUS WHITEBOARD, DAYLIGHTING, TYPICAL



* Depending on manufacture date, pink wire may be gray

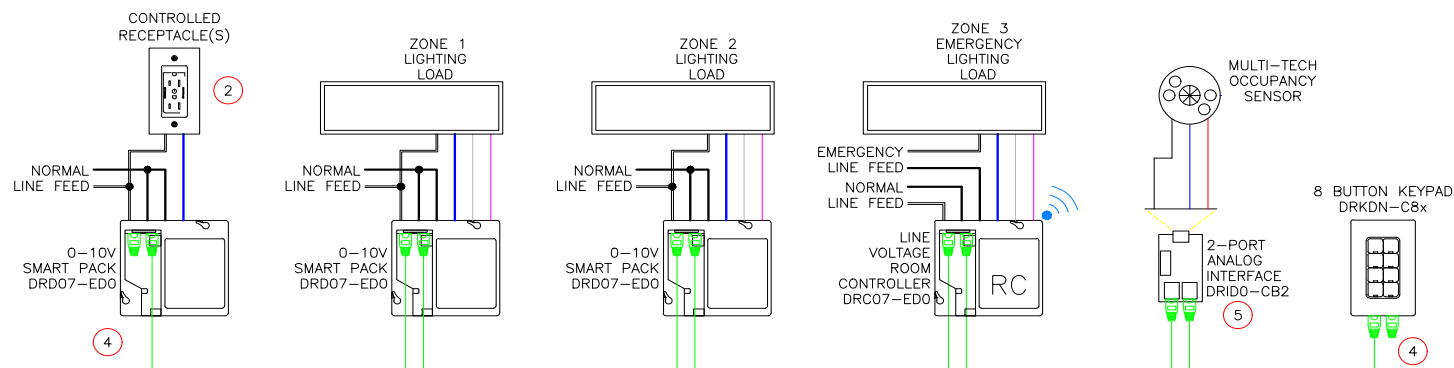
NOTES:

1. SMART PACK, SENSORS, AND PHASE CONTROL DIMMER QUANTITY PER CONTROL ZONE REQUIREMENTS.
2. RECEPTACLES TO BE WIRED AS SPLIT OR WHOLE CONTROLLED, CODE DEPENDENT. DIAGRAM SHOWS WHOLE CONTROL.
3. OSR05-ICW USED FOR DAYLIGHTING CONTROL. PROVIDE AS REQUIRED PER DAYLIGHTING ZONE.
4. TERMINATE EACH END OF A LUMACAN NETWORK.
5. DEVICES MOUNTED ATOP A 4x4 SQUARE BOX COVER.
6. REFER TO PRODUCT LITERATURE (DATA SHEETS, INSTALLATION MANUALS, ETC.) FOR MORE INFORMATION.

WIRE RUN KEY:

- LUMACAN
- 0-10V FIXTURE CONTROL, VIO
- 0-10V FIXTURE CONTROL, PINK
- LOW VOLTAGE +24VDC
- LOW VOLTAGE DCC
- LOW VOLTAGE SIG
- LINE VOLTAGE, LINE
- LINE VOLTAGE, LOAD
- LINE VOLTAGE, NEU

GREENMAX DRC WIRED 3-ZONE NO DAYLIGHTING, TYPICAL



* Depending on manufacture date, pink wire may be gray

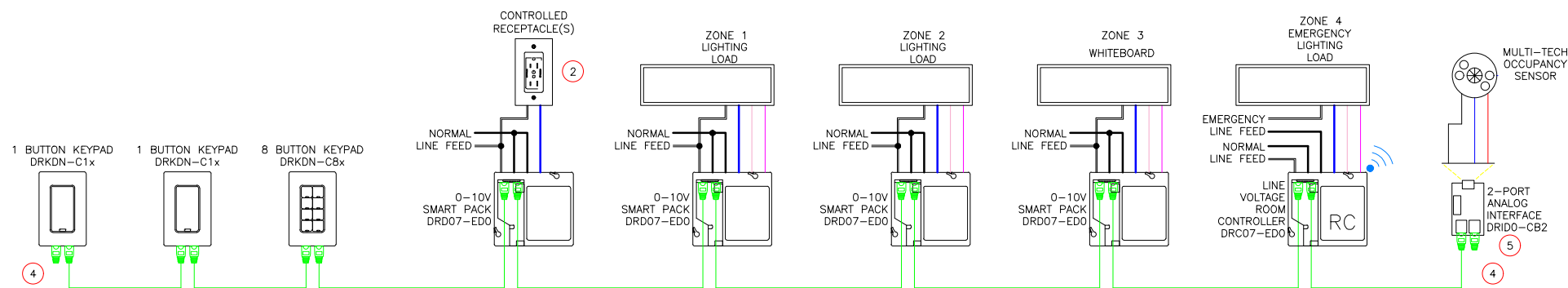
NOTES:

1. SMART PACK, SENSORS, AND PHASE CONTROL DIMMER QUANTITY PER CONTROL ZONE REQUIREMENTS.
2. RECEPTACLES TO BE WIRED AS SPLIT OR WHOLE CONTROLLED, CODE DEPENDENT. DIAGRAM SHOWS WHOLE CONTROL.
3. OSR05-ICW USED FOR DAYLIGHTING CONTROL. PROVIDE AS REQUIRED PER DAYLIGHTING ZONE.
4. TERMINATE EACH END OF A LUMACAN NETWORK.
5. DEVICES MOUNTED ATOP A 4x4 SQUARE BOX COVER.
6. REFER TO PRODUCT LITERATURE (DATA SHEETS, INSTALLATION MANUALS, ETC.) FOR MORE INFORMATION.

WIRE RUN KEY:

- LUMACAN
- 0-10V FIXTURE CONTROL, VID
- 0-10V FIXTURE CONTROL, PINK
- LOW VOLTAGE +24VDC
- LOW VOLTAGE DCC
- LOW VOLTAGE SIG
- LINE VOLTAGE, LINE
- LINE VOLTAGE, LOAD
- LINE VOLTAGE, NEU

GREENMAX DRC WIRED 3-ZONE PLUS WHITEBOARD NO DAYLIGHTING, TYPICAL



* Depending on manufacture date, pink wire may be gray

NOTES:

1. SMART PACK, SENSORS, AND PHASE CONTROL DIMMER QUANTITY PER CONTROL ZONE REQUIREMENTS.
2. RECEPTACLES TO BE WIRED AS SPLIT OR WHOLE CONTROLLED, CODE DEPENDENT. DIAGRAM SHOWS WHOLE CONTROL.
3. OSR05-ICW USED FOR DAYLIGHTING CONTROL. PROVIDE AS REQUIRED PER DAYLIGHTING ZONE.
4. TERMINATE EACH END OF A LUMACAN NETWORK.
5. DEVICES MOUNTED ATOP A 4x4 SQUARE BOX COVER.
6. REFER TO PRODUCT LITERATURE (DATA SHEETS, INSTALLATION MANUALS, ETC.) FOR MORE INFORMATION.

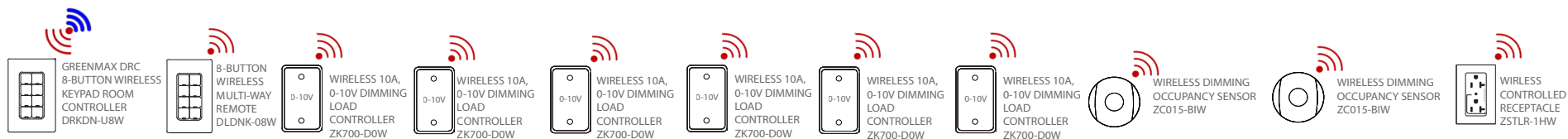
WIRE RUN KEY:

- LUMACAN
- 0-10V FIXTURE CONTROL, VID
- 0-10V FIXTURE CONTROL, PINK
- LOW VOLTAGE +24VDC
- LOW VOLTAGE DCC
- LOW VOLTAGE SIG
- LINE VOLTAGE, LINE
- LINE VOLTAGE, LOAD
- LINE VOLTAGE, NEU

GREENMAX DRC WIRELESS 3-ZONE WITH 0-10V DIMMING, SCENE CONTROL, OCCUPANCY/VACANCY SENSING, RECEPTACLE CONTROL PLUS DAYLIGHTING, TYPICAL



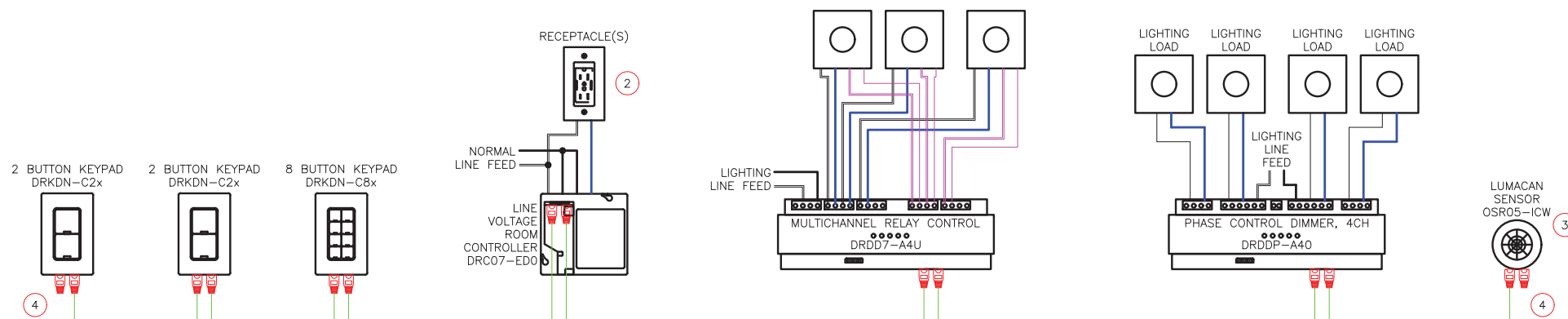
GREENMAX DRC WIRELESS 6-ZONE WITH 0-10V DIMMING, SCENE CONTROL, OCCUPANCY/ VACANCY SENSING, PLUG LOAD CONTROL AND MULTI-ZONE DAYLIGHT HARVESTING, TYPICAL



NOTES:

1. FIXTURES QUANTITY AND TYPE PER ZONE REQUIREMENTS
2. ALL DEVICES REQUIRE CONSTANT INPUT POWER
3. REFER TO PRODUCT LITERATURE (DATA SHEETS, INSTALLATION MANUALS, ETC) FOR MORE INFORMATION

GREENMAX DRC WIRED MULTI-ZONE 0-10V DIMMING, PHASE DIMMING, RECEPTACLE CONTROL, TYPICAL



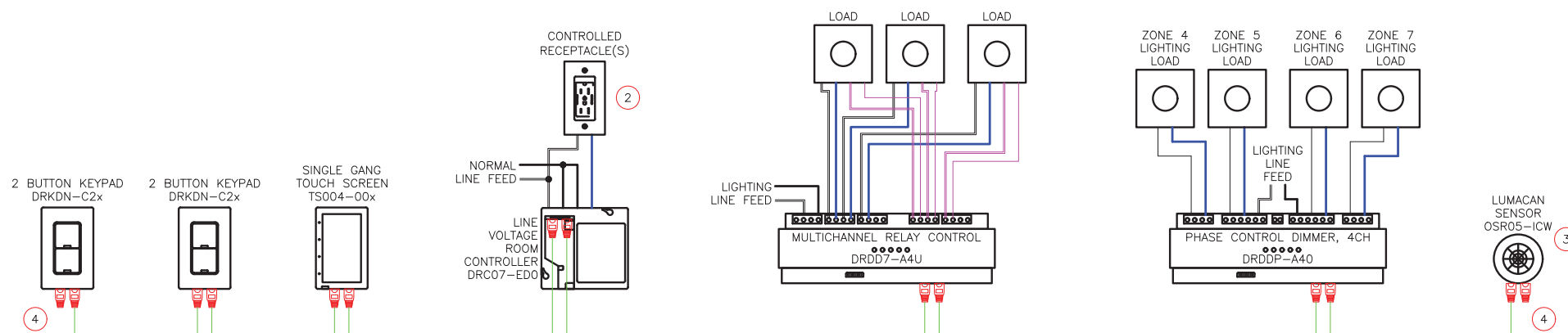
NOTES:

1. SMART PACKS, SENSORS, PHASE CONTROL DIMMER, AND MULTICHANNEL RELAY CONTROLLER QUANTITY PER CONTROL ZONE REQUIREMENTS.
2. RECEPTACLES TO BE WIRED AS SPLIT OR WHOLE CONTROLLED, CODE DEPENDENT. DIAGRAM SHOWS WHOLE CONTROL.
3. OSR05-ICW USED FOR DAYLIGHTING CONTROL. PROVIDE AS REQUIRED PER DAYLIGHTING ZONE.
4. TERMINATE EACH END OF A LUMACAN NETWORK.
5. REFER TO PRODUCT LITERATURE (DATA SHEETS, INSTALLATION MANUALS, ETC.) FOR MORE INFORMATION.

WIRE RUN KEY:

- LUMACAN (CAT 6)
- 0-10V FIXTURE CONTROL, VIO
- 0-10V FIXTURE CONTROL, PNK
- LOW VOLTAGE +24VDC
- LOW VOLTAGE DCC
- LOW VOLTAGE SIG
- LINE VOLTAGE, LINE
- LINE VOLTAGE, LOAD
- LINE VOLTAGE, NEU

GREENMAX DRC WIRED MULTI-ZONE 0-10V DIMMING, PHASE DIMMING, RECEPTACLE CONTROL, TYPICAL



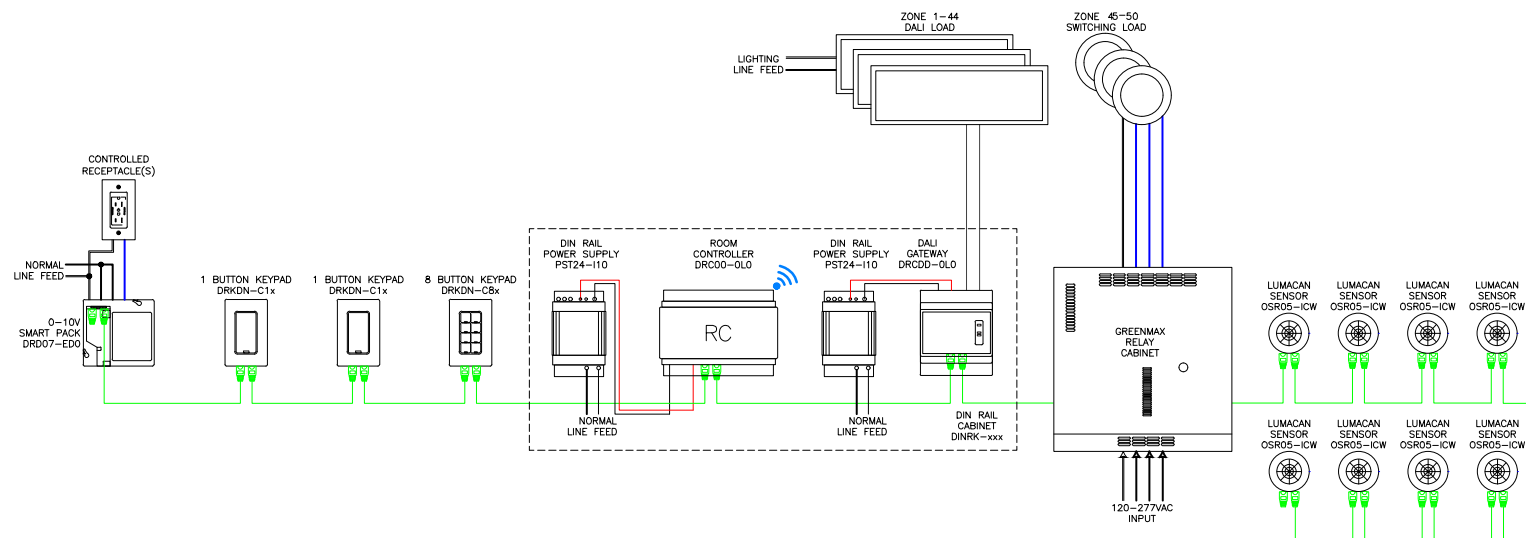
NOTES:

1. SMART PACKS, SENSORS, PHASE CONTROL DIMMER, AND MULTICHANNEL RELAY CONTROLLER QUANTITY PER CONTROL ZONE REQUIREMENTS.
2. RECEPTACLES TO BE WIRED AS SPLIT OR WHOLE CONTROLLED, CODE DEPENDENT. DIAGRAM SHOWS WHOLE CONTROL.
3. OSR05-ICW USED FOR DAYLIGHTING CONTROL. PROVIDE AS REQUIRED PER DAYLIGHTING ZONE.
4. TERMINATE EACH END OF A LUMACAN NETWORK.
5. REFER TO PRODUCT LITERATURE (DATA SHEETS, INSTALLATION MANUALS, ETC.) FOR MORE INFORMATION.

WIRE RUN KEY:

- LUMACAN (CAT 6)
- 0-10V FIXTURE CONTROL, VIO
- 0-10V FIXTURE CONTROL, PNK
- LOW VOLTAGE +24VDC
- LOW VOLTAGE DCC
- LOW VOLTAGE SIG
- LINE VOLTAGE, LINE
- LINE VOLTAGE, LOAD
- LINE VOLTAGE, NEU

GREENMAX DRC 70-ZONE DALI PLUS 8-ZONE RELAY PLUS LIGHTING, TYPICAL



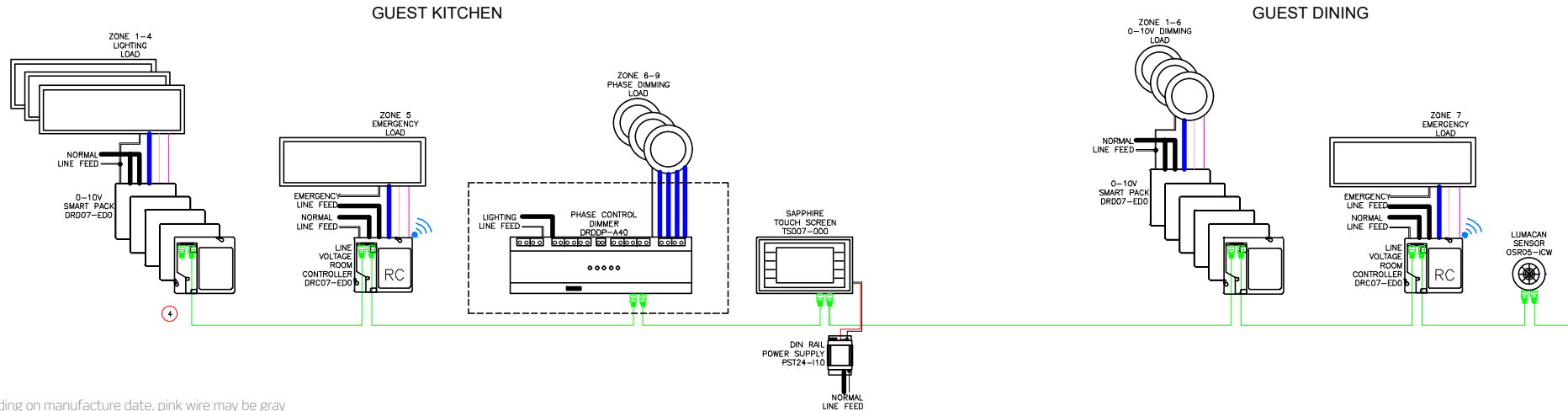
NOTES:

1. SMART PACK, SENSORS, AND PHASE CONTROL DIMMER QUANTITY PER CONTROL ZONE REQUIREMENTS.
2. RECEPTACLES TO BE WIRED AS SPLIT OR WHOLE CONTROLLED, CODE DEPENDENT. DIAGRAM SHOWS WHOLE CONTROL.
3. OSR05-ICW USED FOR DAYLIGHTING CONTROL. PROVIDE AS REQUIRED PER DAYLIGHTING ZONE.
4. TERMINATE EACH END OF A LUMACAN NETWORK.
5. DEVICES MOUNTED ATOP A 4x4 SQUARE BOX COVER.
6. REFER TO PRODUCT LITERATURE (DATA SHEETS, INSTALLATION MANUALS, ETC.) FOR MORE INFORMATION.

WIRE RUN KEY:

- LUMACAN
- 0-10V FIXTURE CONTROL, VIO
- 0-10V FIXTURE CONTROL, PINK
- LOW VOLTAGE +24VDC
- LOW VOLTAGE DCC
- LOW VOLTAGE SIG
- LINE VOLTAGE, LINE
- LINE VOLTAGE, LOAD
- LINE VOLTAGE, NEU

GREENMAX DRC HOSPITALITY PUBLIC AREAS, TYPICAL



NOTES:

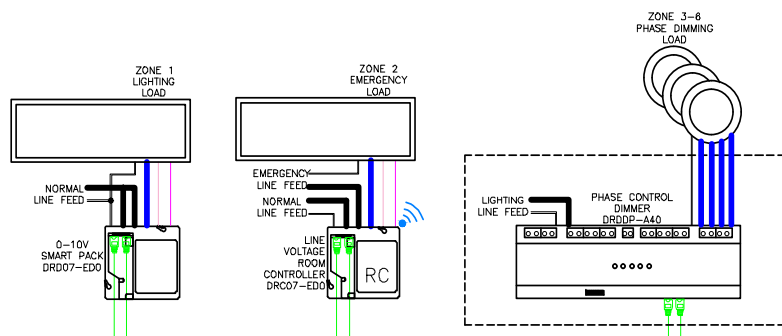
1. SMART PACK, SENSORS, AND PHASE CONTROL DIMMER QUANTITY PER CONTROL ZONE REQUIREMENTS.
2. RECEPTACLES TO BE WIRED AS SPLIT OR WHOLE CONTROLLED, CODE DEPENDENT. DIAGRAM SHOWS WHOLE CONTROL.
3. OSR05-ICW USED FOR DAYLIGHTING CONTROL. PROVIDE AS REQUIRED PER DAYLIGHTING ZONE.
4. TERMINATE EACH END OF A LUMACAN NETWORK.
5. DEVICES MOUNTED ATOP A 4x4 SQUARE BOX COVER.
6. REFER TO PRODUCT LITERATURE (DATA SHEETS, INSTALLATION MANUALS, ETC.) FOR MORE INFORMATION.

WIRE RUN KEY:

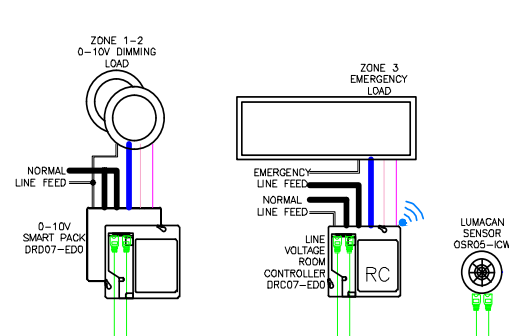
- LUMACAN
- 0-10V FIXTURE CONTROL, VID
- 0-10V FIXTURE CONTROL, PINK
- LOW VOLTAGE +24VDC
- LOW VOLTAGE DCC
- LOW VOLTAGE SIG
- LINE VOLTAGE, LINE
- LINE VOLTAGE, LOAD
- LINE VOLTAGE, NEU

GREENMAX DRC HOSPITALITY PUBLIC AREAS, TYPICAL (CONTINUED)

CHECK-IN



LOUNGE 2



* Depending on manufacture date, pink wire may be gray

NOTES:

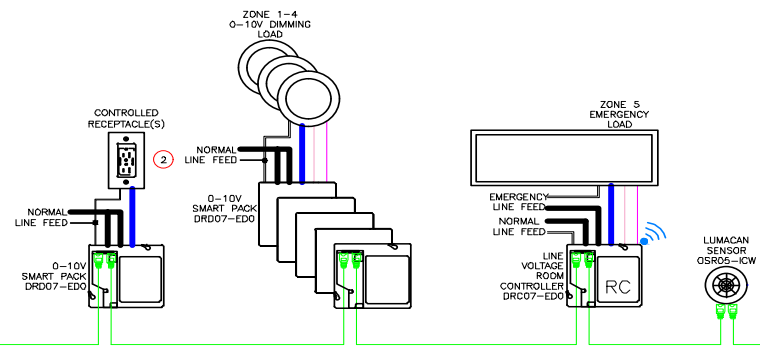
1. SMART PACK, SENSORS, AND PHASE CONTROL DIMMER QUANTITY PER CONTROL ZONE REQUIREMENTS.
2. RECEPTACLES TO BE WIRED AS SPLIT OR WHOLE CONTROLLED, CODE DEPENDENT. DIAGRAM SHOWS WHOLE CONTROL.
3. OSR05-ICW USED FOR DAYLIGHTING CONTROL. PROVIDE AS REQUIRED PER DAYLIGHTING ZONE.
4. TERMINATE EACH END OF A LUMACAN NETWORK.
5. DEVICES MOUNTED ATOP A 4x4 SQUARE BOX COVER.
6. REFER TO PRODUCT LITERATURE (DATA SHEETS, INSTALLATION MANUALS, ETC.) FOR MORE INFORMATION.

WIRE RUN KEY:

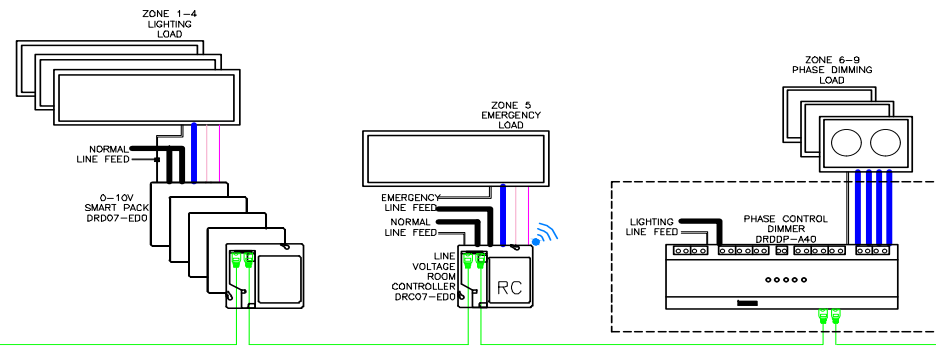
- LUMACAN
- 0-10V FIXTURE CONTROL, VID
- 0-10V FIXTURE CONTROL, PINK
- LOW VOLTAGE +24VDC
- LOW VOLTAGE DCC
- LOW VOLTAGE SIG
- LINE VOLTAGE, LINE
- LINE VOLTAGE, LOAD
- LINE VOLTAGE, NEU

GREENMAX DRC HOSPITALITY PUBLIC AREAS, TYPICAL (CONTINUED)

LOBBY



BUSINESS CENTER



* Depending on manufacture date, pink wire may be gray

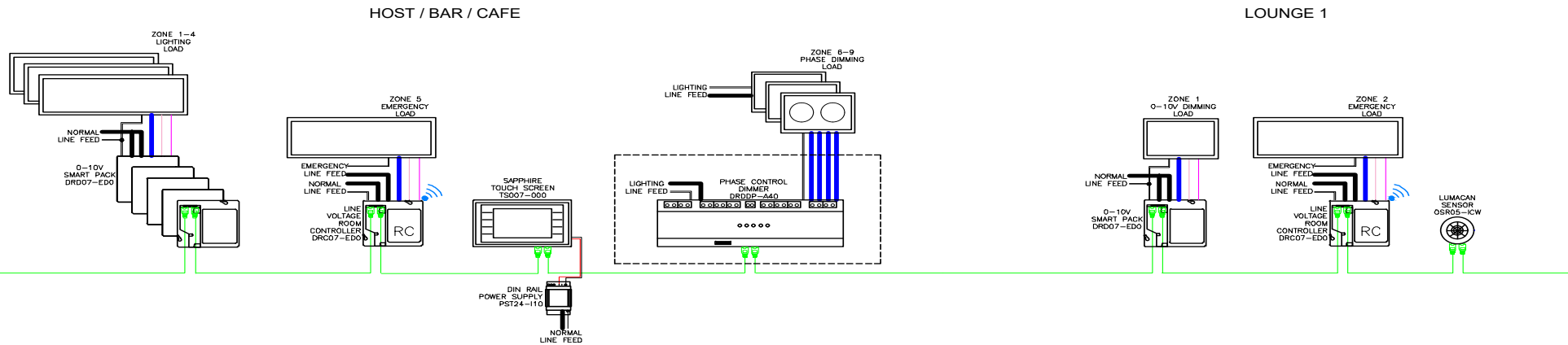
NOTES:

1. SMART PACK, SENSORS, AND PHASE CONTROL DIMMER QUANTITY PER CONTROL ZONE REQUIREMENTS.
2. RECEPTACLES TO BE WIRED AS SPOT OR WHOLE CONTROLLED, CODE DEPENDENT. DIAGRAM SHOWS WHOLE CONTROL.
3. OSR05-ICW USED FOR DAYLIGHTING CONTROL. PROVIDE AS REQUIRED PER DAYLIGHTING ZONE.
4. TERMINATE EACH END OF A LUMACAN NETWORK.
5. DEVICES MOUNTED ATOP A 4x4 SQUARE BOX COVER.
6. REFER TO PRODUCT LITERATURE (DATA SHEETS, INSTALLATION MANUALS, ETC.) FOR MORE INFORMATION.

WIRE RUN KEY:

- LUMACAN
- 0-10V FIXTURE CONTROL, VID
- 0-10V FIXTURE CONTROL, PINK
- LOW VOLTAGE +24VDC
- LOW VOLTAGE DCC
- LOW VOLTAGE SIG
- LINE VOLTAGE, LINE
- LINE VOLTAGE, LOAD
- LINE VOLTAGE, NEU

GREENMAX DRC HOSPITALITY PUBLIC AREAS, TYPICAL (CONTINUED)



* Depending on manufacture date, pink wire may be gray

NOTES:

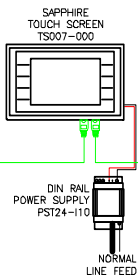
1. SMART PACK, SENSORS, AND PHASE CONTROL DIMMER QUANTITY PER CONTROL ZONE REQUIREMENTS.
2. RECEPTACLES TO BE WIRED AS SPLIT OR WHOLE CONTROLLED, CODE DEPENDENT. DIAGRAM SHOWS WHOLE CONTROL.
3. OSR05-1CW USED FOR DAYLIGHTING CONTROL. PROVIDE AS REQUIRED PER DAYLIGHTING ZONE.
4. TERMINATE EACH END OF A LUMACAN NETWORK.
5. DEVICES MOUNTED ATOP A 4x4 SQUARE BOX COVER.
6. REFER TO PRODUCT LITERATURE (DATA SHEETS, INSTALLATION MANUALS, ETC.) FOR MORE INFORMATION.

WIRE RUN KEY:

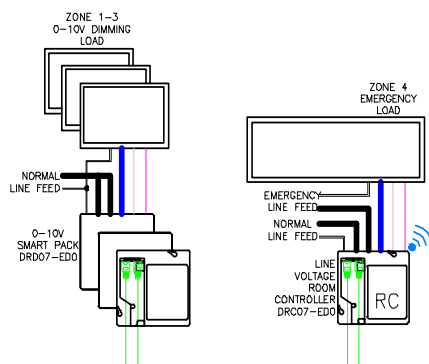
- LUMACAN
- 0-10V FIXTURE CONTROL, VID
- 0-10V FIXTURE CONTROL, PINK
- LOW VOLTAGE +24VDC
- LOW VOLTAGE DCC
- LOW VOLTAGE SIG
- LINE VOLTAGE, LINE
- LINE VOLTAGE, LOAD
- LINE VOLTAGE, NEU

GREENMAX DRC HOSPITALITY PUBLIC AREAS, TYPICAL (CONTINUED)

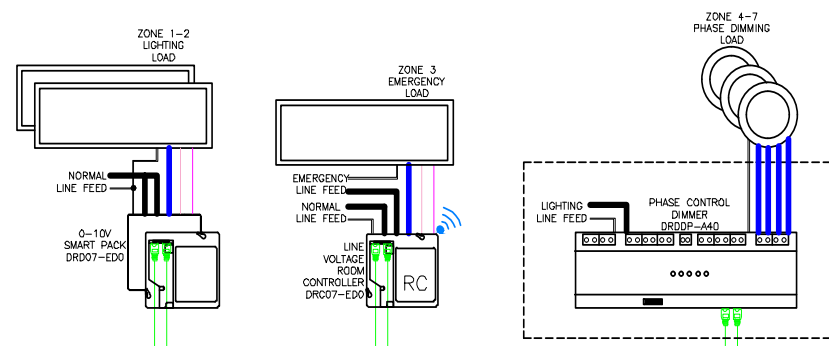
GM OFFICE



CORRIDOR



ELEVATOR LOBBY



* Depending on manufacture date, pink wire may be gray

NOTES:

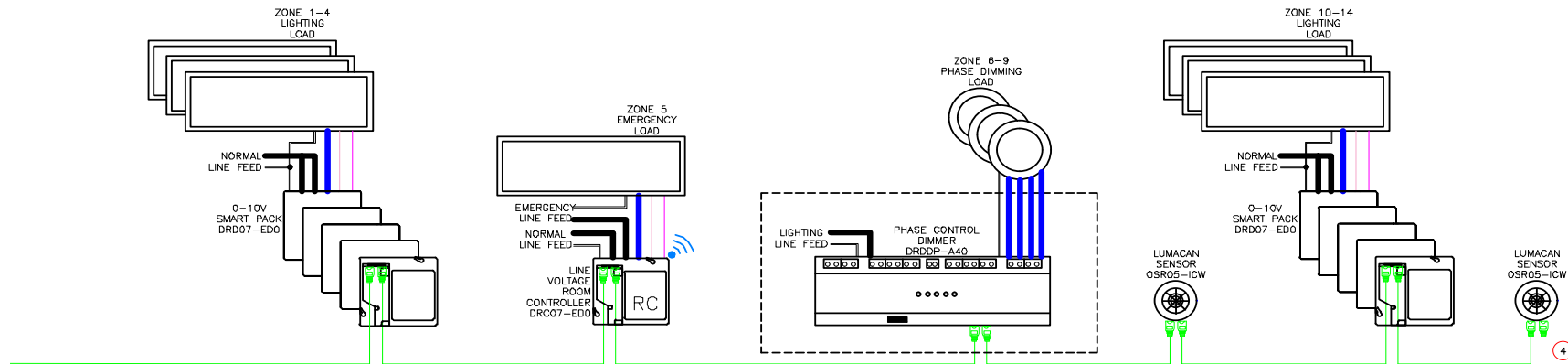
1. SMART PACK, SENSORS, AND PHASE CONTROL DIMMER QUANTITY PER CONTROL ZONE REQUIREMENTS.
2. RECEPTACLES TO BE WIRED AS SPLIT OR WHOLE CONTROLLED, CODE DEPENDENT. DIAGRAM SHOWS WHOLE CONTROL.
3. OSR05-ICW USED FOR DAYLIGHTING CONTROL. PROVIDE AS REQUIRED PER DAYLIGHTING ZONE.
4. TERMINATE EACH END OF A LUMACAN NETWORK.
5. DEVICES MOUNTED ATOP A 4x4 SQUARE BOX COVER.
6. REFER TO PRODUCT LITERATURE (DATA SHEETS, INSTALLATION MANUALS, ETC.) FOR MORE INFORMATION.

WIRE RUN KEY:

- LUMACAN
- 0-10V FIXTURE CONTROL, VID
- 0-10V FIXTURE CONTROL, PINK
- LOW VOLTAGE +24VDC
- LOW VOLTAGE DCC
- LOW VOLTAGE SIG
- LINE VOLTAGE, LINE
- LINE VOLTAGE, LOAD
- LINE VOLTAGE, NEU

GREENMAX DRC HOSPITALITY PUBLIC AREAS, TYPICAL (CONTINUED)

BREAKOUT



* Depending on manufacture date, pink wire may be gray

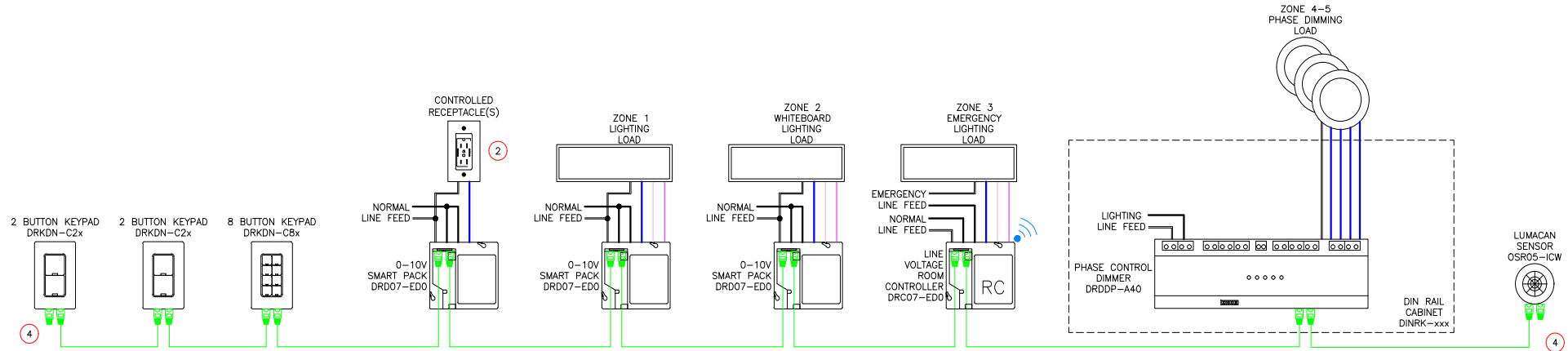
NOTES:

1. SMART PACK, SENSORS, AND PHASE CONTROL DIMMER QUANTITY PER CONTROL ZONE REQUIREMENTS.
2. RECEPTACLES TO BE WIRED AS SPLIT OR WHOLE CONTROLLED, CODE DEPENDENT. DIAGRAM SHOWS WHOLE CONTROL.
3. OSR05-ICW USED FOR DAYLIGHTING CONTROL. PROVIDE AS REQUIRED PER DAYLIGHTING ZONE.
4. TERMINATE EACH END OF A LUMACAN NETWORK.
5. DEVICES MOUNTED ATOP A 4x4 SQUARE BOX COVER.
6. REFER TO PRODUCT LITERATURE (DATA SHEETS, INSTALLATION MANUALS, ETC.) FOR MORE INFORMATION.

WIRE RUN KEY:

- LUMACAN
- 0-10V FIXTURE CONTROL, VID
- 0-10V FIXTURE CONTROL, PINK
- LOW VOLTAGE +24VDC
- LOW VOLTAGE DCC
- LOW VOLTAGE SIG
- LINE VOLTAGE, LINE
- LINE VOLTAGE, LOAD
- LINE VOLTAGE, NEU

GREENMAX DRC 3-ZONE 0-10V PLUS 2-ZONE PHASE CONTROL DIMMING, TYPICAL **LEVITON**



* Depending on manufacture date, pink wire may be gray

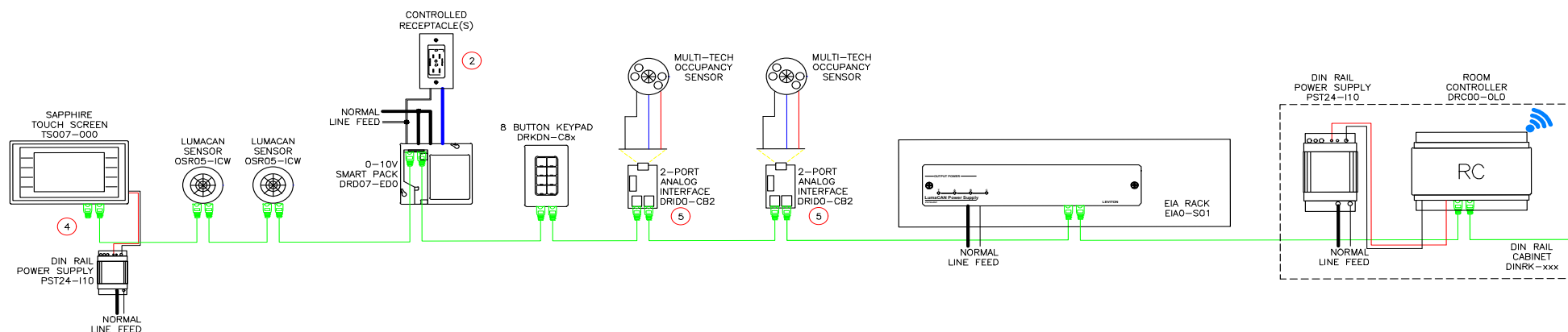
NOTES:

1. SMART PACK, SENSORS, AND PHASE CONTROL DIMMER QUANTITY PER CONTROL ZONE REQUIREMENTS.
2. RECEPTACLES TO BE WIRED AS SPLIT OR WHOLE CONTROLLED, CODE DEPENDENT. DIAGRAM SHOWS WHOLE CONTROL.
3. OSR05-ICW USED FOR DAYLIGHTING CONTROL. PROVIDE AS REQUIRED PER DAYLIGHTING ZONE.
4. TERMINATE EACH END OF A LUMACAN NETWORK.
5. DEVICES MOUNTED ATOP A 4x4 SQUARE BOX COVER.
6. REFER TO PRODUCT LITERATURE (DATA SHEETS, INSTALLATION MANUALS, ETC.) FOR MORE INFORMATION.

WIRE RUN KEY:

- LUMACAN
- 0-10V FIXTURE CONTROL, VIO
- 0-10V FIXTURE CONTROL, PINK
- LOW VOLTAGE +24VDC
- LOW VOLTAGE DCC
- LOW VOLTAGE SIG
- LINE VOLTAGE, LINE
- LINE VOLTAGE, LOAD
- LINE VOLTAGE, NEU

GREENMAX DRC 18-ZONE PHASE CONTROL DIMMING, TYPICAL



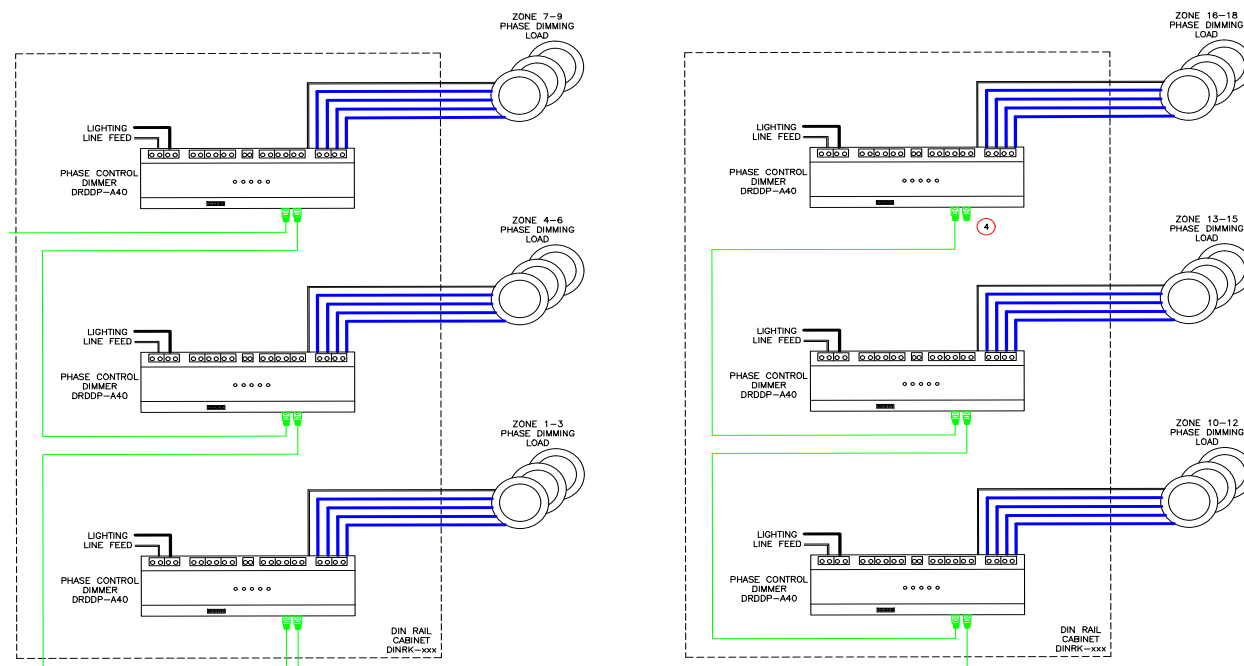
NOTES:

1. SMART PACK, SENSORS, AND PHASE CONTROL DIMMER QUANTITY PER CONTROL ZONE REQUIREMENTS.
2. RECEPTACLES TO BE WIRED AS SPLIT OR WHOLE CONTROLLED, CODE DEPENDENT. DIAGRAM SHOWS WHOLE CONTROL.
3. OSR05-ICW USED FOR DAYLIGHTING CONTROL. PROVIDE AS REQUIRED PER DAYLIGHTING ZONE.
4. TERMINATE EACH END OF A LUMACAN NETWORK.
5. DEVICES MOUNTED ATOP A 4x4 SQUARE BOX COVER.
6. REFER TO PRODUCT LITERATURE (DATA SHEETS, INSTALLATION MANUALS, ETC.) FOR MORE INFORMATION.

WIRE RUN KEY:

- LUMACAN
- 0-10V FIXTURE CONTROL, VID
- 0-10V FIXTURE CONTROL, PINK
- LOW VOLTAGE +24VDC
- LOW VOLTAGE DCC
- LOW VOLTAGE SIG
- LINE VOLTAGE, LINE
- LINE VOLTAGE, LOAD
- LINE VOLTAGE, NEU

GREENMAX DRC 18-ZONE PHASE CONTROL DIMMING, TYPICAL (CONTINUED)



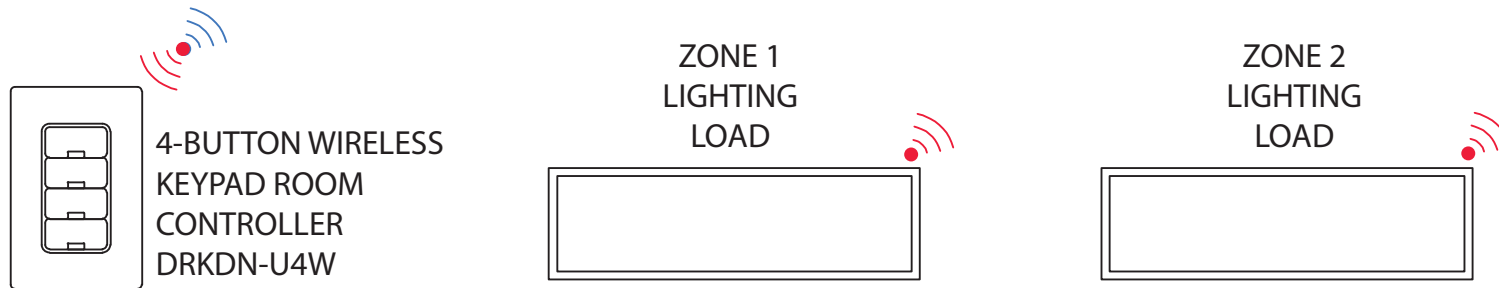
NOTES:

1. SMART PACK, SENSORS, AND PHASE CONTROL DIMMER QUANTITY PER CONTROL ZONE REQUIREMENTS.
2. RECEPTACLES TO BE WIRED AS SPLIT OR WHOLE CONTROLLED, CODE DEPENDENT. DIAGRAM SHOWS WHOLE CONTROL.
3. OSR05-ICW USED FOR DAYLIGHTING CONTROL. PROVIDE AS REQUIRED PER DAYLIGHTING ZONE.
4. TERMINATE EACH END OF A LUMACAN NETWORK.
5. DEVICES MOUNTED ATOP A 4x4 SQUARE BOX COVER.
6. REFER TO PRODUCT LITERATURE (DATA SHEETS, INSTALLATION MANUALS, ETC.) FOR MORE INFORMATION.

WIRE RUN KEY:

- LUMACAN
- 0-10V FIXTURE CONTROL, VID
- 0-10V FIXTURE CONTROL, PINK
- LOW VOLTAGE +24VDC
- LOW VOLTAGE DCC
- LOW VOLTAGE SIG
- LINE VOLTAGE, LINE
- LINE VOLTAGE, LOAD
- LINE VOLTAGE, NEU

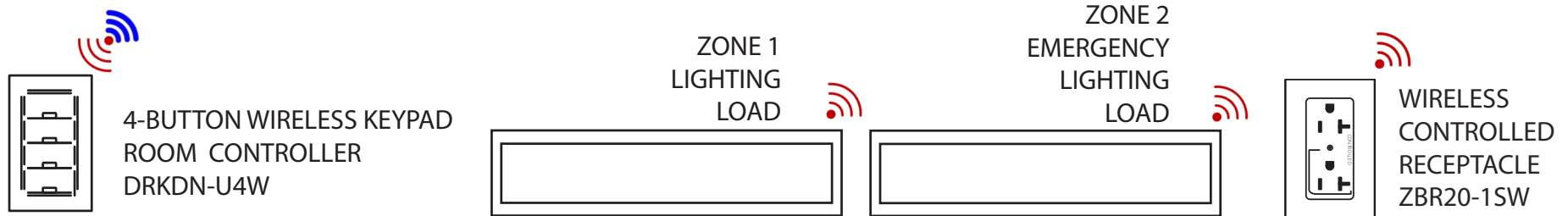
GREENMAX DRC WIRELESS 2-ZONE DIMMING WITH INTELLECT-ENABLED FIXTURES, TYPICAL



NOTES:

1. FIXTURES QUANTITY AND TYPE PER ZONE REQUIREMENTS
2. ALL DEVICES REQUIRE CONSTANT INPUT POWER
3. REFER TO PRODUCT LITERATURE (DATA SHEETS, INSTALLATION MANUALS, ETC) FOR MORE INFORMATION

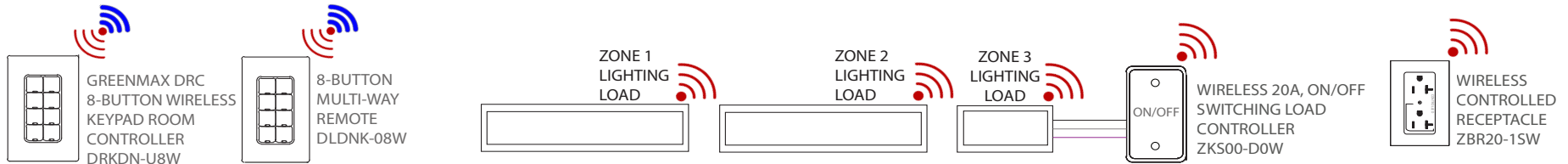
GREENMAX DRC WIRELESS 2-ZONE DAYLIGHTING AND LOAD CONTROL WITH INTELLECT-ENABLED FIXTURES, TYPICAL



NOTES:

1. FIXTURES QUANTITY AND TYPE PER ZONE REQUIREMENTS
2. ALL DEVICES REQUIRE CONSTANT INPUT POWER
3. REFER TO PRODUCT LITERATURE (DATA SHEETS, INSTALLATION MANUALS, ETC) FOR MORE INFORMATION

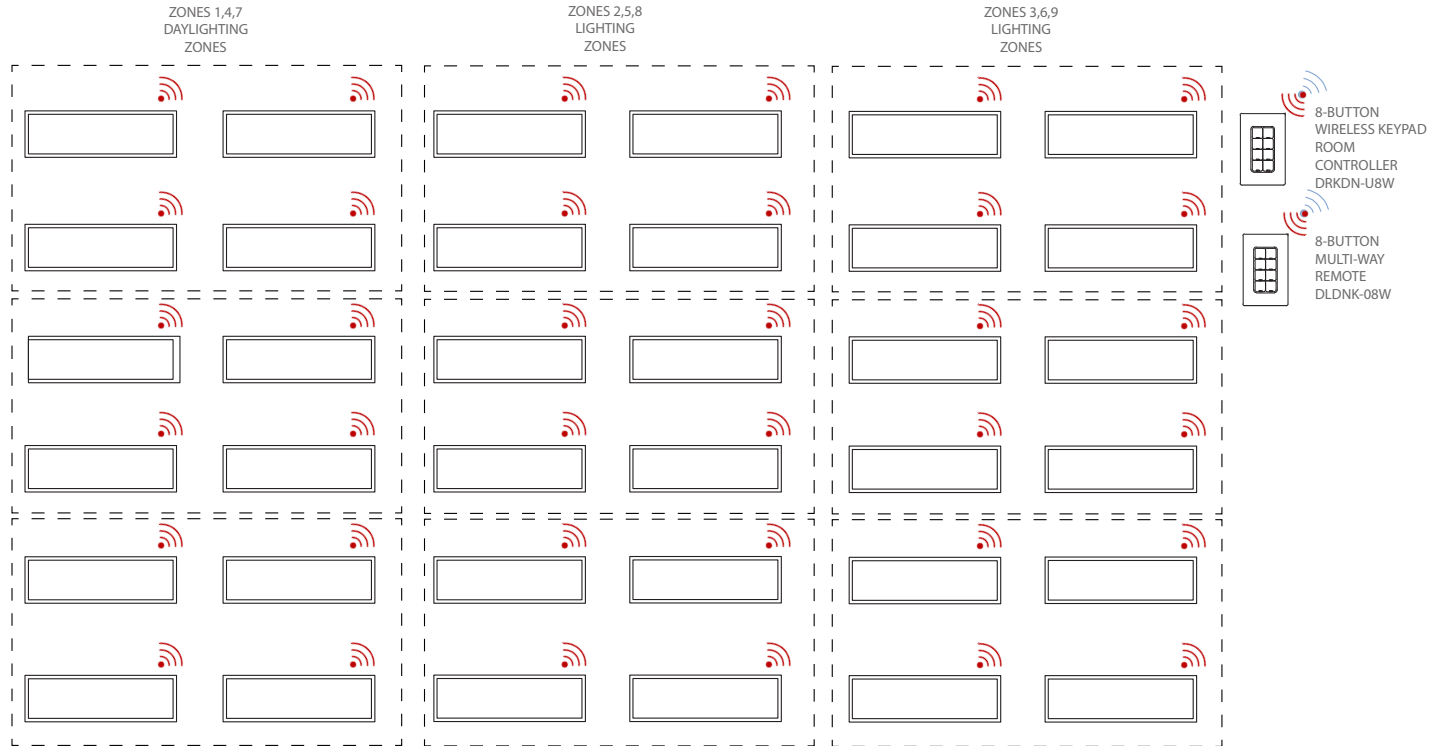
GREENMAX DRC WIRELESS 3-ZONE DAYLIGHTING AND LOAD CONTROL WITH INTELLECT-ENABLED FIXTURES AND SINGLE ZONE 0-10V PLUS RELAY CONTROL, TYPICAL



NOTES:

1. FIXTURES QUANTITY AND TYPE PER ZONE REQUIREMENTS
2. ALL DEVICES REQUIRE CONSTANT INPUT POWER
3. REFER TO PRODUCT LITERATURE (DATA SHEETS, INSTALLATION MANUALS, ETC) FOR MORE INFORMATION

GREENMAX DRC WIRELESS 9-ZONE WITH INTELLECT-ENABLED FIXTURES PLUS DAYLIGHTING, TYPICAL



NOTES:

1. FIXTURES QUANTITY AND TYPE PER ZONE REQUIREMENTS
2. ALL DEVICES REQUIRE CONSTANT INPUT POWER
3. REFER TO PRODUCT LITERATURE (DATA SHEETS, INSTALLATION MANUALS, ETC) FOR MORE INFORMATION

Leviton Manufacturing Co., Inc. Lighting & Controls

20497 SW Teton Avenue, Tualatin, OR 97062 **tel** 800-736-6682 **tech line** (6:00AM-4:00PM PT Mon-Fri) 800-959-6004

Leviton Manufacturing Co., Inc. Global Headquarters

201 North Service Road, Melville, NY 11747-3138 **tel** 800-323-8920 **tech line** (8:00AM-10:00PM ET Mon-Fri, 9:00AM-7:00PM ET Sat, 9:00AM-5:00PM ET Sun) 800-824-3005

Visit our Website at: www.leviton.com/greemaxdrc

©2025 Leviton Manufacturing Co., Inc. All rights reserved. Subject to change without notice.